

## COSTCO WHOLESALE CORP. FUTURE (COSF) - EUX/202312

2023/06/06 18:36:11

Price  
**527.9411** USDDifference  -0.69% (-3.66)

## General attributes

Symbol	COSFZ23
Exchange	Eurex
Currency	USD
Security type	Future
Underlying	COSTCO WHOLESALE CORP
Maturity	12-2023
Contract size	100

## Market data

Bid (Bid size)	- USD (-)
Ask (Ask size)	- USD (-)
Open	527.9411 USD
High	527.9411 USD
Low	527.9411 USD
Close (prev. day)	531.5996 USD
Underlying	COSTCO WHOLESALE CORP
Underlying price (date)	516.26 (23/06/06)
Settlement price (date)	527.94 (23/06/06)
Open Interest	0

## Performance and Risk

	6m	1Y	3Y
Perf (%)	+4.33%	+7.55%	-
Perf (abs.)	+21.91	+37.07	-
Beta	-	-	-
Volatility	23.22	24.40	24.47

## Futures and Options

Related Futures	-
Related Options	-












Information about previous performance does not guarantee future performance.  
Source: FactSet

## Price data

Ø price 5 days   Ø volume 5 days (pcs.)	527.1031 USD (0)
Ø price 30 days   Ø volume 30 days (pcs.)	513.3176 USD (0)
Ø price 100 days   Ø volume 100 days (pcs.)	511.9634 USD (0)
Ø price 250 days   Ø volume 250 days (pcs.)	517.6105 USD (0)
YTD High   date	544.2304 USD (2023/02/02)
YTD Low   date	468.3130 USD (2023/01/03)
52 Weeks High   date	580.5836 USD (2022/08/19)
52 Weeks Low   date	466.5441 USD (2022/06/17)

## Recent Research

on sector		on market	
Date		Headline	Download
2023/06/06		Global Equity Ratings	
2023/06/01		Global Equity Ratings	
2023/05/24		Global Equity Ratings	
2023/05/03		Global Equity Ratings	
2023/04/25		Global Equity Ratings	