

HENKEL PREF. (HENG) - EUX/20231215

2022/08/11 18:36:10

Price
64.3796 EURDifference  -0.51% (-0.33)

General attributes

Symbol	HENGZ23
Exchange	Eurex
Currency	EUR
Security type	Future
Underlying	HENKEL AG & CO VZ
Maturity	12-2023
Contract size	100

Market data

Bid (Bid size)	- EUR (-)
Ask (Ask size)	- EUR (-)
Open	64.3796 EUR
High	64.3796 EUR
Low	64.3796 EUR
Close (prev. day)	64.7084 EUR
Underlying	HENKEL AG & CO VZ
Underlying price (date)	64.44 (22/08/11)
Settlement price (date)	64.38 (22/08/11)
Open Interest	0

Performance and Risk

	6m	1Y	3Y
Perf (%)	-9.50%	-23.82%	-
Perf (abs.)	-6.80	-20.23	-
Beta	-	-	-
Volatility	27.83	27.96	24.02

Futures and Options

Related Futures	-
Related Options	-












Information about previous performance does not guarantee future performance.
Source: FactSet

Price data

Ø price 5 days Ø volume 5 days (pcs.)	64.3203 EUR (0)
Ø price 30 days Ø volume 30 days (pcs.)	61.7123 EUR (0)
Ø price 100 days Ø volume 100 days (pcs.)	60.8301 EUR (0)
Ø price 250 days Ø volume 250 days (pcs.)	67.5439 EUR (0)
YTD High date	79.0559 EUR (2022/01/14)
YTD Low date	57.7210 EUR (2022/04/01)
52 Weeks High date	84.7037 EUR (2021/08/11)
52 Weeks Low date	57.7210 EUR (2022/04/01)

Recent Research

on underlying	on sector	on market		
Date			Headline	Download
2022/05/04			Global Equity Ratings	
2022/04/27			Global Equity Ratings	
2022/04/14			Global Equity Ratings	
2022/03/29			Global Equity Ratings	
2022/03/10			Global Equity Ratings	