

## HENKEL PREF. (HENG) - EUX/20231215

2022/08/18 18:48:37

Price  
**66.8081** EURDifference  0.37% (0.24)

## General attributes

Symbol	HENGZ23
Exchange	Eurex
Currency	EUR
Security type	Future
Underlying	HENKEL AG & CO VZ
Maturity	12-2023
Contract size	100

## Market data

Bid (Bid size)	- EUR (-)
Ask (Ask size)	- EUR (-)
Open	66.8081 EUR
High	66.8081 EUR
Low	66.8081 EUR
Close (prev. day)	66.5637 EUR
Underlying	HENKEL AG & CO VZ
Underlying price (date)	66.72 (22/08/18)
Settlement price (date)	66.81 (22/08/18)
Open Interest	0

## Performance and Risk

	6m	1Y	3Y
Perf (%)	-6.46%	-16.18%	-
Perf (abs.)	-4.60	-12.85	-
Beta	-	-	-
Volatility	27.45	27.86	23.93

## Futures and Options

Related Futures	-
Related Options	-












Information about previous performance does not guarantee future performance.  
Source: FactSet

## Price data

Ø price 5 days   Ø volume 5 days (pcs.)	65.3015 EUR (0)
Ø price 30 days   Ø volume 30 days (pcs.)	62.6362 EUR (0)
Ø price 100 days   Ø volume 100 days (pcs.)	61.0989 EUR (0)
Ø price 250 days   Ø volume 250 days (pcs.)	67.2678 EUR (0)
YTD High   date	79.0559 EUR (2022/01/14)
YTD Low   date	57.7210 EUR (2022/04/01)
52 Weeks High   date	80.1895 EUR (2021/08/30)
52 Weeks Low   date	57.7210 EUR (2022/04/01)

## Recent Research

on underlying	on sector	on market		
Date			Headline	Download
2022/05/04			Global Equity Ratings	
2022/04/27			Global Equity Ratings	
2022/04/14			Global Equity Ratings	
2022/03/29			Global Equity Ratings	
2022/03/10			Global Equity Ratings	