

## HENKEL PREF. (HENG) - EUX/20231215

2022/07/04 18:35:18

Price  
**59.8246** EURDifference  0.57% (0.34)

## General attributes

Symbol	HENGZ23
Exchange	Eurex
Currency	EUR
Security type	Future
Underlying	HENKEL AG & CO VZ
Maturity	12-2023
Contract size	100

## Market data

Bid (Bid size)	- EUR (-)
Ask (Ask size)	- EUR (-)
Open	59.8246 EUR
High	59.8246 EUR
Low	59.8246 EUR
Close (prev. day)	59.4873 EUR
Underlying	HENKEL AG & CO VZ
Underlying price (date)	60.10 (22/07/05)
Settlement price (date)	59.82 (22/07/04)
Open Interest	0

## Performance and Risk

	6m	1Y	3Y
Perf (%)	-14.55%	-29.45%	-
Perf (abs.)	-10.18	-24.97	-
Beta	-	-	-
Volatility	34.87	27.79	24.48

## Futures and Options

Related Futures	-
Related Options	-











Information about previous performance does not guarantee future performance.  
Source: FactSet

## Price data

Ø price 5 days   Ø volume 5 days (pcs.)	59.7512 EUR (0)
Ø price 30 days   Ø volume 30 days (pcs.)	60.7941 EUR (0)
Ø price 100 days   Ø volume 100 days (pcs.)	61.9972 EUR (0)
Ø price 250 days   Ø volume 250 days (pcs.)	69.7803 EUR (0)
YTD High   date	79.0559 EUR (2022/01/14)
YTD Low   date	57.7210 EUR (2022/04/01)
52 Weeks High   date	85.2591 EUR (2021/07/05)
52 Weeks Low   date	57.7210 EUR (2022/04/01)

## Recent Research

on underlying	on sector	on market		
Date			Headline	Download
2022/05/04			Global Equity Ratings	
2022/04/27			Global Equity Ratings	
2022/04/14			Global Equity Ratings	
2022/03/29			Global Equity Ratings	
2022/03/10			Global Equity Ratings	