

HSBC HOLDINGS PLC FUTURE (HSBG) - EUX/202312

2023/03/20 18:43:03

Price
542.5321 GBP

Difference  0.81% (4.37)

General attributes

Symbol	HSBGZ23
Exchange	Eurex
Currency	GBP
Security type	Future
Underlying	HSBC HOLDINGS PLC
Maturity	12-2023
Contract size	1,000

Market data

Bid (Bid size)	- GBP (-)
Ask (Ask size)	- GBP (-)
Open	542.5321 GBP
High	542.5321 GBP
Low	542.5321 GBP
Close (prev. day)	538.1659 GBP
Underlying	HSBC HOLDINGS PLC
Underlying price (date)	549.80 (23/03/21)
Settlement price (date)	542.53 (23/03/20)
Open Interest	1,700

Performance and Risk

	6m	1Y	3Y
Perf (%)	+2.56%	+12.02%	-
Perf (abs.)	+13.53	+58.23	-
Beta	-	-	-
Volatility	29.71	29.21	30.78

Futures and Options

Related Futures	-
Related Options	-










Information about previous performance does not guarantee future performance.
Source: FactSet

Price data

Ø price 5 days Ø volume 5 days (pcs.)	551.1582 GBP (0)
Ø price 30 days Ø volume 30 days (pcs.)	598.8981 GBP (0)
Ø price 100 days Ø volume 100 days (pcs.)	539.6277 GBP (0)
Ø price 250 days Ø volume 250 days (pcs.)	519.2826 GBP (0)
YTD High date	632.5541 GBP (2023/03/08)
YTD Low date	509.5812 GBP (2023/01/02)
52 Weeks High date	632.5541 GBP (2023/03/08)
52 Weeks Low date	432.9719 GBP (2022/10/28)

Recent Research

on underlying		on sector	
Date		Headline	Download
2023/03/16		Global Equity Ratings	
2023/03/10		Global Equity Ratings	
2023/02/27		Global Equity Ratings	
2023/02/07		Global Equity Ratings	
2023/01/30		Global Equity Ratings	