

3M (MMMF) - EUX/20231215

2022/08/12 18:53:40

Price
148.8114 USDDifference  0.04% (0.06)

General attributes

Symbol	MMMFZ23
Exchange	Eurex
Currency	USD
Security type	Future
Underlying	3M COMPANY
Maturity	12-2023
Contract size	100

Market data

Bid (Bid size)	- USD (-)
Ask (Ask size)	- USD (-)
Open	148.8114 USD
High	148.8114 USD
Low	148.8114 USD
Close (prev. day)	148.7555 USD
Underlying	3M COMPANY
Underlying price (date)	152.24 (22/08/12)
Settlement price (date)	148.81 (22/08/12)
Open Interest	0

Performance and Risk

	6m	1Y	3Y
Perf (%)	-2.70%	-19.84%	-
Perf (abs.)	-4.13	-36.84	-
Beta	-	-	-
Volatility	27.39	24.15	22.79

Futures and Options

Related Futures	-
Related Options	-

5Y












Information about previous performance does not guarantee future performance.
Source: FactSet

Price data

Ø price 5 days Ø volume 5 days (pcs.)	147.5170 USD (0)
Ø price 30 days Ø volume 30 days (pcs.)	134.5060 USD (0)
Ø price 100 days Ø volume 100 days (pcs.)	139.0669 USD (0)
Ø price 250 days Ø volume 250 days (pcs.)	153.9388 USD (0)
YTD High date	172.1021 USD (2022/01/13)
YTD Low date	123.8454 USD (2022/07/05)
52 Weeks High date	187.1288 USD (2021/08/16)
52 Weeks Low date	123.8454 USD (2022/07/05)

Recent Research

on underlying on sector on market			
Date		Headline	Download
2022/08/08		Global Equity Ratings	
2022/07/25		Global Equity Ratings	
2022/07/19		Global Equity Ratings	
2022/06/29		Global Equity Ratings	
2022/05/25		Global Equity Ratings	