

# ANTHEM INC. (WLPF) - EUX/20231215

2022/12/02 18:44:49

Price  
**547.6035** USD

Difference  -0.49% (-2.72)

### General attributes

Symbol	WLPFZ23
Exchange	Eurex
Currency	USD
Security type	Future
Underlying	ELEVANCE HEALTH INC.
Maturity	12-2023
Contract size	100

### Market data

Bid (Bid size)	- USD (-)
Ask (Ask size)	- USD (-)
Open	547.6035 USD
High	547.6035 USD
Low	547.6035 USD
Close (prev. day)	550.3233 USD
Underlying	ELEVANCE HEALTH INC.
Underlying price (date)	523.60 (22/12/02)
Settlement price (date)	547.60 (22/12/02)
Open Interest	0

### Performance and Risk

	6m	1Y	3Y
Perf (%)	+8.30%	+38.13%	-
Perf (abs.)	+41.95	+151.17	-
Beta	-	-	-
Volatility	28.06	28.35	26.69

### Futures and Options

Related Futures	-
Related Options	-

5Y












Information about previous performance does not guarantee future performance.  
Source: FactSet

### Price data

Ø price 5 days   Ø volume 5 days (pcs.)	541.3337 USD (0)
Ø price 30 days   Ø volume 30 days (pcs.)	540.1647 USD (0)
Ø price 100 days   Ø volume 100 days (pcs.)	509.5354 USD (0)
Ø price 250 days   Ø volume 250 days (pcs.)	491.8666 USD (0)
YTD High   date	571.1594 USD (2022/10/31)
YTD Low   date	429.9865 USD (2022/01/10)
52 Weeks High   date	571.1594 USD (2022/10/31)
52 Weeks Low   date	393.1276 USD (2021/12/03)

### Recent Research

on sector		on market	
Date		Headline	Download
2022/11/28		Global Equity Ratings	
2022/11/18		Global Equity Ratings	
2022/10/31		Global Equity Ratings	
2022/10/05		Global Equity Ratings	
2022/09/26		Global Equity Ratings	