

ALIBABA GROUP HOLDING LTD. (BABF) - EUX/20231215

2022/09/26 19:05:51

Price
83.4875 USDDifference  0.76% (0.63)

General attributes

Symbol	BABFZ23
Exchange	Eurex
Currency	USD
Security type	Future
Underlying	ALIBABA GROUP HOLDING LTD. SP. ADR
Maturity	12-2023
Contract size	100

Market data

Bid (Bid size)	- USD (-)
Ask (Ask size)	- USD (-)
Open	83.4875 USD
High	83.4875 USD
Low	83.4875 USD
Close (prev. day)	82.8569 USD
Underlying	ALIBABA GROUP HOLDING LTD. SP. ADR
Underlying price (date)	78.91 (22/09/26)
Settlement price (date)	83.49 (22/09/26)
Open Interest	0

Performance and Risk

	6m	1Y	3Y
Perf (%)	-28.52%	-43.34%	-
Perf (abs.)	-33.32	-63.87	-
Beta	-	-	-
Volatility	62.14	68.46	57.61

Futures and Options

Related Futures	-
Related Options	-

5Y












Information about previous performance does not guarantee future performance.
Source: FactSet

Price data

Ø price 5 days Ø volume 5 days (pcs.)	86.2613 USD (0)
Ø price 30 days Ø volume 30 days (pcs.)	94.7776 USD (0)
Ø price 100 days Ø volume 100 days (pcs.)	102.0145 USD (0)
Ø price 250 days Ø volume 250 days (pcs.)	117.9447 USD (0)
YTD High date	139.6178 USD (2022/01/12)
YTD Low date	77.6331 USD (2022/03/15)
52 Weeks High date	179.7357 USD (2021/10/20)
52 Weeks Low date	77.6331 USD (2022/03/15)

Recent Research

on underlying		on sector	
Date		Headline	Download
2022/09/26		Global Equity Ratings	
2022/09/01		Global Equity Ratings	
2022/08/25		Global Equity Ratings	
2022/08/18		Global Equity Ratings	
2022/08/08		Global Equity Ratings	