

## NETFLIX INC. FUTURE (NTFF) - EUX/202312

2023/09/27 18:57:32

Price  
**383.9821** USDDifference  -1.04% (-4.03)

## General attributes

|               |             |
|---------------|-------------|
| Symbol        | NTFFZ23     |
| Exchange      | Eurex       |
| Currency      | USD         |
| Security type | Future      |
| Underlying    | NETFLIX INC |
| Maturity      | 12-2023     |
| Contract size | 100         |

## Market data

|                         |                   |
|-------------------------|-------------------|
| Bid (Bid size)          | - USD (-)         |
| Ask (Ask size)          | - USD (-)         |
| Open                    | 383.9821 USD      |
| High                    | 383.9821 USD      |
| Low                     | 383.9821 USD      |
| Close (prev. day)       | 388.0144 USD      |
| Underlying              | NETFLIX INC       |
| Underlying price (date) | 377.59 (23/09/27) |
| Settlement price (date) | 383.98 (23/09/27) |
| Open Interest           | 0                 |

## Performance and Risk

|             | 6m      | 1Y      | 3Y    |
|-------------|---------|---------|-------|
| Perf (%)    | +12.17% | +61.08% | -     |
| Perf (abs.) | +41.67  | +145.61 | -     |
| Beta        | -       | -       | -     |
| Volatility  | 36.09   | 44.87   | 51.75 |

## Futures and Options

|                 |   |
|-----------------|---|
| Related Futures | - |
| Related Options | - |













Information about previous performance does not guarantee future performance.  
Source: FactSet

## Price data

|                                             |                           |
|---------------------------------------------|---------------------------|
| Ø price 5 days   Ø volume 5 days (pcs.)     | 387.7588 USD (0)          |
| Ø price 30 days   Ø volume 30 days (pcs.)   | 422.2125 USD (0)          |
| Ø price 100 days   Ø volume 100 days (pcs.) | 425.1372 USD (0)          |
| Ø price 250 days   Ø volume 250 days (pcs.) | 365.8776 USD (0)          |
| YTD High   date                             | 488.0536 USD (2023/07/19) |
| YTD Low   date                              | 305.2506 USD (2023/01/02) |
| 52 Weeks High   date                        | 488.0536 USD (2023/07/19) |
| 52 Weeks Low   date                         | 230.5020 USD (2022/10/11) |

## Recent Research

| on underlying | on sector                                                                           | on market |                       |                                                                                       |
|---------------|-------------------------------------------------------------------------------------|-----------|-----------------------|---------------------------------------------------------------------------------------|
| Date          |                                                                                     |           | Headline              | Download                                                                              |
| 2023/09/08    |  |           | Global Equity Ratings |  |
| 2023/08/22    |  |           | Global Equity Ratings |  |
| 2023/08/17    |  |           | Global Equity Ratings |  |
| 2023/08/09    |  |           | Global Equity Ratings |  |
| 2023/07/21    |  |           | Global Equity Ratings |  |