

NETFLIX INC. FUTURE (NTFF) - EUX/202312

2023/06/09 18:46:19

Price
432.6172 USDDifference  3.30% (13.83)

General attributes

Symbol	NTFFZ23
Exchange	Eurex
Currency	USD
Security type	Future
Underlying	NETFLIX INC
Maturity	12-2023
Contract size	100

Market data

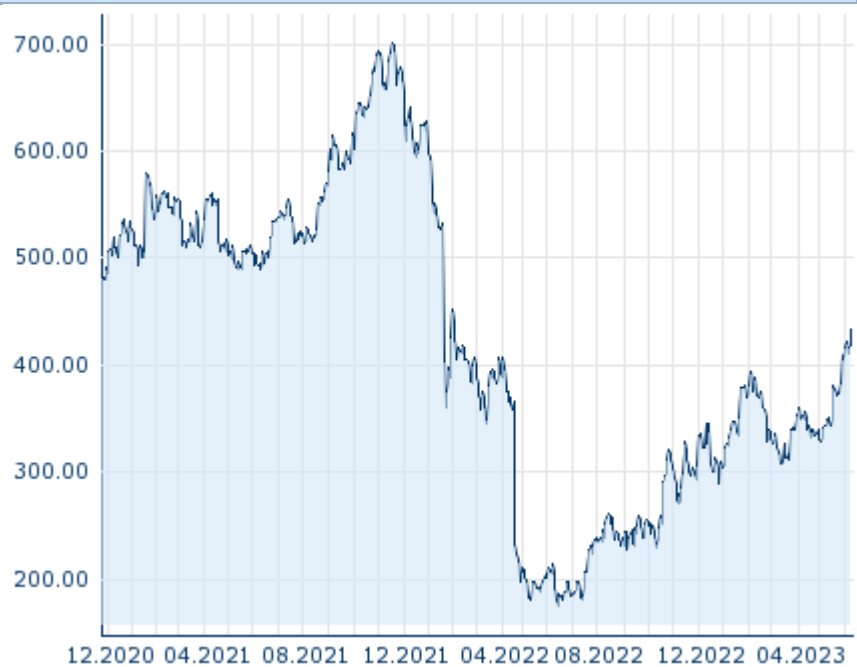
Bid (Bid size)	- USD (-)
Ask (Ask size)	- USD (-)
Open	432.6172 USD
High	432.6172 USD
Low	432.6172 USD
Close (prev. day)	418.7894 USD
Underlying	NETFLIX INC
Underlying price (date)	420.02 (23/06/09)
Settlement price (date)	432.62 (23/06/09)
Open Interest	0

Performance and Risk

	6m	1Y	3Y
Perf (%)	+25.35%	+109.76%	-
Perf (abs.)	+87.48	+226.38	-
Beta	-	-	-
Volatility	42.40	49.08	53.29

Futures and Options

Related Futures	-
Related Options	-












Information about previous performance does not guarantee future performance.
Source: FactSet

Price data

Ø price 5 days Ø volume 5 days (pcs.)	420.3964 USD (0)
Ø price 30 days Ø volume 30 days (pcs.)	373.1962 USD (0)
Ø price 100 days Ø volume 100 days (pcs.)	355.3244 USD (0)
Ø price 250 days Ø volume 250 days (pcs.)	301.1313 USD (0)
YTD High date	432.6172 USD (2023/06/09)
YTD Low date	305.2506 USD (2023/01/02)
52 Weeks High date	432.6172 USD (2023/06/09)
52 Weeks Low date	175.4036 USD (2022/06/14)

Recent Research

on underlying	on sector	on market		
Date			Headline	Download
2023/06/06			Global Equity Ratings	
2023/06/01			Global Equity Ratings	
2023/05/24			Global Equity Ratings	
2023/05/03			Global Equity Ratings	
2023/04/25			Global Equity Ratings	