

KERING (1PPX) - EUX/20231215

2022/12/09 19:02:05

Price
538.0506 EURDifference  0.13% (0.70)

General attributes

Symbol	1PPXZ23
Exchange	Eurex
Currency	EUR
Security type	Future
Underlying	KERING S.A.
Maturity	12-2023
Contract size	100

Market data

Bid (Bid size)	- EUR (-)
Ask (Ask size)	- EUR (-)
Open	538.0506 EUR
High	538.0506 EUR
Low	538.0506 EUR
Close (prev. day)	537.3485 EUR
Underlying	KERING S.A.
Underlying price (date)	523.50 (22/12/09)
Settlement price (date)	538.05 (22/12/09)
Open Interest	0

Performance and Risk

	6m	1Y	3Y
Perf (%)	+2.74%	-23.51%	-
Perf (abs.)	+14.34	-165.37	-
Beta	-	-	-
Volatility	29.95	33.88	31.47

Futures and Options

Related Futures	-
Related Options	-

5Y












Information about previous performance does not guarantee future performance.
Source: FactSet

Price data

Ø price 5 days Ø volume 5 days (pcs.)	547.0618 EUR (0)
Ø price 30 days Ø volume 30 days (pcs.)	545.4592 EUR (0)
Ø price 100 days Ø volume 100 days (pcs.)	525.3823 EUR (0)
Ø price 250 days Ø volume 250 days (pcs.)	554.0296 EUR (0)
YTD High date	736.1069 EUR (2022/01/05)
YTD Low date	446.3563 EUR (2022/05/10)
52 Weeks High date	736.1069 EUR (2022/01/05)
52 Weeks Low date	446.3563 EUR (2022/05/10)

Recent Research

on underlying	on sector	on market		
Date			Headline	Download
2022/11/28			Global Equity Ratings	
2022/11/18			Global Equity Ratings	
2022/10/31			Global Equity Ratings	
2022/10/05			Global Equity Ratings	
2022/09/26			Global Equity Ratings	