

DEUTSCHE BANK AG FUTURE (DBKI) - EUX/202312

2023/01/30 19:03:54

Price
12.4001 EUR

Difference  **-0.51% (-0.06)**

General attributes

Symbol	DBKIZ23
Exchange	Eurex
Currency	EUR
Security type	Future
Underlying	DEUTSCHE BANK AG
Maturity	12-2023
Contract size	-

Market data

Bid (Bid size)	- EUR (-)
Ask (Ask size)	- EUR (-)
Open	12.4001 EUR
High	12.4001 EUR
Low	12.4001 EUR
Close (prev. day)	12.4635 EUR
Underlying	DEUTSCHE BANK AG
Underlying price (date)	12.278 (23/01/30)
Settlement price (date)	12.40 (23/01/30)
Open Interest	0

Performance and Risk

	6m	1Y	3Y
Perf (%)	+46.49%	+8.09%	-
Perf (abs.)	+3.94	+0.93	-
Beta	-	-	-
Volatility	33.71	47.33	41.13

Futures and Options

Related Futures	-
Related Options	-

5Y












Information about previous performance does not guarantee future performance.
Source: FactSet

Price data

Ø price 5 days Ø volume 5 days (pcs.)	12.2458 EUR (0)
Ø price 30 days Ø volume 30 days (pcs.)	11.5387 EUR (0)
Ø price 100 days Ø volume 100 days (pcs.)	10.0553 EUR (0)
Ø price 250 days Ø volume 250 days (pcs.)	9.8708 EUR (0)
YTD High date	12.4635 EUR (2023/01/27)
YTD Low date	11.0652 EUR (2023/01/02)
52 Weeks High date	14.0370 EUR (2022/02/10)
52 Weeks Low date	7.6176 EUR (2022/07/14)

Recent Research

on underlying	on sector	on market	
Date		Headline	Download
2023/01/30		Global Equity Ratings	
2023/01/09		Global Equity Ratings	
2022/12/19		Global Equity Ratings	
2022/11/28		Global Equity Ratings	
2022/11/18		Global Equity Ratings	