

## RWE AG (RWEH) - EUX/20231215

2022/05/27 18:41:25

Price  
**40.2145** EURDifference  -3.03% (-1.26)

## General attributes

Symbol	RWEHZ23
Exchange	Eurex
Currency	EUR
Security type	Future
Underlying	RWE AG
Maturity	12-2023
Contract size	100

## Market data

Bid (Bid size)	- EUR (-)
Ask (Ask size)	- EUR (-)
Open	40.2145 EUR
High	40.2145 EUR
Low	40.2145 EUR
Close (prev. day)	41.4697 EUR
Underlying	RWE AG
Underlying price (date)	40.46 (22/05/27)
Settlement price (date)	40.21 (22/05/27)
Open Interest	0

## Performance and Risk

	6m	1Y	3Y
Perf (%)	+23.98%	+34.61%	-
Perf (abs.)	+7.78	+10.34	-
Beta	-	-	-
Volatility	37.37	31.62	30.54

## Futures and Options

Related Futures	-
Related Options	-

5Y












Information about previous performance does not guarantee future performance.  
Source: FactSet

## Price data

Ø price 5 days   Ø volume 5 days (pcs.)	41.6460 EUR (0)
Ø price 30 days   Ø volume 30 days (pcs.)	40.1408 EUR (0)
Ø price 100 days   Ø volume 100 days (pcs.)	37.1596 EUR (0)
Ø price 250 days   Ø volume 250 days (pcs.)	33.2582 EUR (0)
YTD High   date	43.1625 EUR (2022/05/23)
YTD Low   date	32.7641 EUR (2022/01/06)
52 Weeks High   date	43.1625 EUR (2022/05/23)
52 Weeks Low   date	27.0372 EUR (2021/07/20)

## Recent Research

on underlying	on sector	on market	
Date		Headline	Download
2022/05/25		Global Equity Ratings	
2022/05/04		Global Equity Ratings	
2022/04/27		Global Equity Ratings	
2022/04/14		Global Equity Ratings	
2022/03/29		Global Equity Ratings	