

SIEMENS AG FUTURE (SIEH) - EUX/202312

2023/01/30 19:03:23

Price
143.7511 EURDifference  -0.88% (-1.27)

General attributes

Symbol	SIEHZ23
Exchange	Eurex
Currency	EUR
Security type	Future
Underlying	SIEMENS AG
Maturity	12-2023
Contract size	-

Market data

Bid (Bid size)	- EUR (-)
Ask (Ask size)	- EUR (-)
Open	143.7511 EUR
High	143.7511 EUR
Low	143.7511 EUR
Close (prev. day)	145.0219 EUR
Underlying	SIEMENS AG
Underlying price (date)	143.26 (23/01/30)
Settlement price (date)	143.75 (23/01/30)
Open Interest	0

Performance and Risk

	6m	1Y	3Y
Perf (%)	+34.35%	+9.72%	-
Perf (abs.)	+36.75	+12.74	-
Beta	-	-	-
Volatility	29.07	36.66	32.17

Futures and Options

Related Futures	-
Related Options	-

5Y












Information about previous performance does not guarantee future performance.
Source: FactSet

Price data

Ø price 5 days Ø volume 5 days (pcs.)	144.0873 EUR (0)
Ø price 30 days Ø volume 30 days (pcs.)	137.2324 EUR (0)
Ø price 100 days Ø volume 100 days (pcs.)	121.9371 EUR (0)
Ø price 250 days Ø volume 250 days (pcs.)	116.7610 EUR (0)
YTD High date	145.5523 EUR (2023/01/17)
YTD Low date	130.0005 EUR (2023/01/02)
52 Weeks High date	145.5523 EUR (2023/01/17)
52 Weeks Low date	92.0432 EUR (2022/07/05)

Recent Research

on underlying	on sector	on market	
Date		Headline	Download
2023/01/30		Global Equity Ratings	
2023/01/09		Global Equity Ratings	
2022/12/19		Global Equity Ratings	
2022/11/28		Global Equity Ratings	
2022/11/18		Global Equity Ratings	