

SIEMENS (SIEH) - EUX/20231215

2022/11/30 18:35:58

Price
131.4483 EUR

Difference  -1.44% (-1.92)

General attributes

Symbol	SIEHZ23
Exchange	Eurex
Currency	EUR
Security type	Future
Underlying	SIEMENS AG
Maturity	12-2023
Contract size	100

Market data

Bid (Bid size)	- EUR (-)
Ask (Ask size)	- EUR (-)
Open	131.4483 EUR
High	131.4483 EUR
Low	131.4483 EUR
Close (prev. day)	133.3718 EUR
Underlying	SIEMENS AG
Underlying price (date)	131.22 (22/11/30)
Settlement price (date)	131.45 (22/11/30)
Open Interest	0

Performance and Risk

	6m	1Y	3Y
Perf (%)	+6.87%	-1.48%	-
Perf (abs.)	+8.45	-1.98	-
Beta	-	-	-
Volatility	35.04	37.79	32.90

Futures and Options

Related Futures	-
Related Options	-

5Y












Information about previous performance does not guarantee future performance.
Source: FactSet

Price data

Ø price 5 days Ø volume 5 days (pcs.)	132.0507 EUR (0)
Ø price 30 days Ø volume 30 days (pcs.)	120.1719 EUR (0)
Ø price 100 days Ø volume 100 days (pcs.)	108.7091 EUR (0)
Ø price 250 days Ø volume 250 days (pcs.)	117.2976 EUR (0)
YTD High date	150.2714 EUR (2022/01/05)
YTD Low date	92.0432 EUR (2022/07/05)
52 Weeks High date	150.2714 EUR (2022/01/05)
52 Weeks Low date	92.0432 EUR (2022/07/05)

Recent Research

on underlying	on sector	on market	
Date		Headline	Download
2022/11/28		Global Equity Ratings	
2022/11/18		Global Equity Ratings	
2022/10/31		Global Equity Ratings	
2022/10/05		Global Equity Ratings	
2022/09/26		Global Equity Ratings	