

BNP PARIBAS SA STOCK TRACKING FUTURE (1BNP) - EUX/202312

2023/03/20 19:18:31

Price
53.7395 EURDifference  0.72% (0.39)

General attributes

Symbol	1BNPZ23
Exchange	Eurex
Currency	EUR
Security type	Future
Underlying	BNP PARIBAS S.A.
Maturity	12-2023
Contract size	100

Market data

Bid (Bid size)	- EUR (-)
Ask (Ask size)	- EUR (-)
Open	53.7395 EUR
High	53.7395 EUR
Low	53.7395 EUR
Close (prev. day)	53.3535 EUR
Underlying	BNP PARIBAS S.A.
Underlying price (date)	54.74 (23/03/21)
Settlement price (date)	53.74 (23/03/20)
Open Interest	0

Performance and Risk

	6m	1Y	3Y
Perf (%)	+7.66%	+0.54%	-
Perf (abs.)	+3.83	+0.29	-
Beta	-	-	-
Volatility	30.86	31.62	32.60

Futures and Options

Related Futures	-
Related Options	-

5Y










Information about previous performance does not guarantee future performance.
Source: FactSet

Price data

Ø price 5 days Ø volume 5 days (pcs.)	54.9870 EUR (0)
Ø price 30 days Ø volume 30 days (pcs.)	64.0812 EUR (0)
Ø price 100 days Ø volume 100 days (pcs.)	58.8461 EUR (0)
Ø price 250 days Ø volume 250 days (pcs.)	52.8463 EUR (0)
YTD High date	68.5058 EUR (2023/02/28)
YTD Low date	53.3535 EUR (2023/03/17)
52 Weeks High date	68.5058 EUR (2023/02/28)
52 Weeks Low date	41.7030 EUR (2022/07/14)

Recent Research

on underlying	on sector	on market	
Date		Headline	Download
2023/03/16		Global Equity Ratings	
2023/03/10		Global Equity Ratings	
2023/02/27		Global Equity Ratings	
2023/02/07		Global Equity Ratings	
2023/01/30		Global Equity Ratings	