

BNP PARIBAS SA STOCK TRACKING FUTURE (1BNP) - EUX/202312

2023/01/30 19:04:33

Price
63.7768 EURDifference  0.13% (0.08)

General attributes

| | |
|---------------|------------------|
| Symbol | 1BNPZ23 |
| Exchange | Eurex |
| Currency | EUR |
| Security type | Future |
| Underlying | BNP PARIBAS S.A. |
| Maturity | 12-2023 |
| Contract size | - |

Market data

| | |
|-------------------------|------------------|
| Bid (Bid size) | - EUR (-) |
| Ask (Ask size) | - EUR (-) |
| Open | 63.7768 EUR |
| High | 63.7768 EUR |
| Low | 63.7768 EUR |
| Close (prev. day) | 63.6936 EUR |
| Underlying | BNP PARIBAS S.A. |
| Underlying price (date) | 62.11 (23/01/30) |
| Settlement price (date) | 63.78 (23/01/30) |
| Open Interest | 0 |

Performance and Risk

| | 6m | 1Y | 3Y |
|-------------|---------|--------|-------|
| Perf (%) | +36.72% | +2.05% | - |
| Perf (abs.) | +17.13 | +1.28 | - |
| Beta | - | - | - |
| Volatility | 23.71 | 35.00 | 31.69 |

Futures and Options

| | |
|-----------------|---|
| Related Futures | - |
| Related Options | - |













5Y

Information about previous performance does not guarantee future performance.
Source: FactSet

Price data

| | |
|---|--------------------------|
| Ø price 5 days Ø volume 5 days (pcs.) | 63.1733 EUR (0) |
| Ø price 30 days Ø volume 30 days (pcs.) | 59.2188 EUR (0) |
| Ø price 100 days Ø volume 100 days (pcs.) | 53.0810 EUR (0) |
| Ø price 250 days Ø volume 250 days (pcs.) | 51.6404 EUR (0) |
| YTD High date | 63.7768 EUR (2023/01/30) |
| YTD Low date | 56.4555 EUR (2023/01/02) |
| 52 Weeks High date | 66.7233 EUR (2022/02/09) |
| 52 Weeks Low date | 41.7030 EUR (2022/07/14) |

Recent Research

| on underlying | on sector | on market | |
|---------------|---|-----------------------|---|
| Date | | Headline | Download |
| 2023/01/30 |  | Global Equity Ratings |  |
| 2023/01/09 |  | Global Equity Ratings |  |
| 2022/12/19 |  | Global Equity Ratings |  |
| 2022/11/28 |  | Global Equity Ratings |  |
| 2022/11/18 |  | Global Equity Ratings |  |