

X5 RETAIL GROUP (PJPF) - EUX/20231215

2022/04/08 18:46:43

Price
0.5545 USDDifference  -0.02% (-0.00)

General attributes

Symbol	PJPFZ23
Exchange	Eurex
Currency	USD
Security type	Future
Underlying	X5 RETAIL GROUP NV GDR
Maturity	12-2023
Contract size	100

Market data

Bid (Bid size)	- USD (-)
Ask (Ask size)	- USD (-)
Open	0.5545 USD
High	0.5545 USD
Low	0.5545 USD
Close (prev. day)	0.5546 USD
Underlying	X5 RETAIL GROUP NV GDR
Underlying price (date)	0.5314 (22/03/03)
Settlement price (date)	0.55 (22/04/08)
Open Interest	0

Performance and Risk

	6m	1Y	3Y
Perf (%)	-97.99%	-97.69%	-
Perf (abs.)	-26.99	-23.46	-
Beta	-	-	-
Volatility	259.02	184.40	159.61

Futures and Options

Related Futures	-
Related Options	-

5Y












Information about previous performance does not guarantee future performance.
Source: FactSet

Price data

Ø price 5 days Ø volume 5 days (pcs.)	0.5546 USD (0)
Ø price 30 days Ø volume 30 days (pcs.)	0.6354 USD (0)
Ø price 100 days Ø volume 100 days (pcs.)	14.0928 USD (0)
Ø price 250 days Ø volume 250 days (pcs.)	21.4870 USD (0)
YTD High date	22.0532 USD (2022/01/11)
YTD Low date	0.5469 USD (2022/03/03)
52 Weeks High date	29.4681 USD (2021/06/29)
52 Weeks Low date	0.5469 USD (2022/03/03)

Recent Research

on sector		on market	
Date		Headline	Download
2022/06/29		Global Equity Ratings	
2022/05/25		Global Equity Ratings	
2022/05/04		Global Equity Ratings	
2022/04/27		Global Equity Ratings	
2022/04/14		Global Equity Ratings	