

PERSEUS MINING LTD.

ISIN: AU000000PRU3 WKN: PRU

Overview

2024/07/12 15:33:02

Price

1.792 USD

Difference  -0.44% (-0.01)

General attributes

ISIN AU000000PRU3

Symbol PRU

Exchange FINRA other OTC Issues

Currency USD

Sector Energy / Commodities

Security type Stock

Market cap (m) 2,334 EUR

Benchmark ASX ALL ORDINARIES INDEX

Market data

Bid (Bid size) -

Ask (Ask size) -

Open 1.792 USD

High 1.792 USD

Low 1.792 USD

Close (prev. day) 1.80 USD

VWAP 1.792 USD

Volume (pcs) 100

Trading volume 179.20

Number of trades 1

Last size 100

Futures and Options

Related Futures -







Related Options -

5Y



Information about previous performance does not guarantee future performance.
Source: FactSet

Recent research

on sector			
Date		Headline	Download
2024/07/12		Global Equity Ratings	
2024/07/12		Akciové trhy - denní zpráva	
2024/07/11		Akciové trhy - denní zpráva	
2024/07/10		Akciové trhy - denní zpráva	
2024/07/09		Akciové trhy - denní zpráva	

Details

2024/07/12 15:33:02

Price

1.792 USD

Difference ▼ -0.44% (-0.01)

General attributes

ISIN	AU000000PRU3
Symbol	PRU
Exchange	FINRA other OTC Issues
Currency	USD
Sector	Energy / Commodities
Security type	Stock
Market cap (m)	2,334 EUR
Benchmark	ASX ALL ORDINARIES INDEX

Market data

Bid (Bid size)	-
Ask (Ask size)	-
Open	1.792 USD
High	1.792 USD
Low	1.792 USD
Close (prev. day)	1.80 USD
VWAP	1.792 USD
Volume (pcs)	100
Trading volume	179.20
Number of trades	1
Last size	100

Performance and Risk

	6m	1Y	3Y
Perf (%)	+56.52%	+57.21%	+57.89%
Perf (abs.)	+0.65	+0.66	+0.66
Beta	1.45	1.53	1.12
Volatility	43.06	44.72	52.20

5Y



Information about previous performance does not guarantee future performance.

Source: FactSet

Price data

Ø price 5 days Ø volume 5 days (pcs.)	1.679 USD (6,538)
Ø price 30 days Ø volume 30 days (pcs.)	1.582 USD (5,711)
Ø price 100 days Ø volume 100 days (pcs.)	1.463 USD (18,285)
Ø price 250 days Ø volume 250 days (pcs.)	1.277 USD (13,391)
YTD High date	1.800 USD (2024/07/11)
YTD Low date	0.960 USD (2024/02/15)
52 Weeks High date	1.800 USD (2024/07/11)
52 Weeks Low date	0.960 USD (2024/02/15)

All listings for PERSEUS MINING LTD.

Exchange	Date	Time	Price	Trading volume (mio.)	Number of trades
Tradegate	2024/07/12	15:29	1.6755 EUR	0.29	31
Toronto Stock Exchange	2024/07/12	16:42	2.54 CAD	0.04	25
Stuttgart	2024/07/12	08:06	1.659 EUR	0.00	1
Munich	2024/07/12	08:01	1.685 EUR	0.00	1
London Stock Exchange	2024/	09:55	2.02 AUD	0.00	1

	03/19					
Hamburg	2024/ 07/12	08:01	1.6845 EUR	0.00		1
Frankfurt	2024/ 07/12	16:18	1.6875 EUR	0.20		10
FINRA other OTC Issues	2024/ 07/12	15:33	1.792 USD	0.00		1
Duesseldorf	2024/ 07/12	16:30	1.6595 EUR	0.00		4
Berlin	2024/ 07/12	08:08	1.684 EUR	0.00		1
Australian Securities Exchange	2024/ 07/12	08:10	2.73 AUD	17.11		3,763

Company profile

Company Logo



Company Profile

-

Contact Details

PERSEUS MINING LTD.

--

Telefon: -

Fax: -

E-mail: -