

BIONTECH SE SP.ADRS

ISIN: **US09075V1026** WKN: **09075V102**

Overview

2024/07/18 17:41:12

Price

80.15 EUR

Difference  2.10% (1.65)

General attributes

ISIN US09075V1026

Symbol BNTX

Exchange Xetra

Currency EUR

Sector Chemical / Pharmaceutical / Health

Security type Stock

Market cap (m) 0

Benchmark GERMANY DAX

Market data

Bid (Bid size) -

Ask (Ask size) -

Open 79.00 EUR

High 80.25 EUR

Low 79.00 EUR

Close (prev. day) 78.50 EUR

VWAP 79.52589 EUR

Volume (pcs) 20,472

Trading volume 1,628,054.00

Number of trades 393

Last size 5

Futures and Options

Related Futures -

Related Options -

PDF Downloads

Company report: BIONTECH SE SP.ADRS 

5Y













Information about previous performance does not guarantee future performance.

Source: FactSet

Recent research

on sector on market

Date		Headline	Download
2024/07/12		Global Equity Ratings	
2024/06/21		Global Equity Ratings	
2024/06/14		Global Equity Ratings	
2024/05/29		Global Equity Ratings	
2024/04/26		Global Equity Ratings	

Details

2024/07/18 17:41:12

Price

80.15 EUR

Difference ▲ 2.10% (1.65)

General attributes

ISIN US09075V1026

Symbol BNTX

Exchange Xetra

Currency EUR

Sector Chemical / Pharmaceutical / Health

Security type Stock

Market cap (m) 0

Benchmark GERMANY DAX

Market data

Bid (Bid size) -

Ask (Ask size) -

Open 79.00 EUR

High 80.25 EUR

Low 79.00 EUR

Close (prev. day) 78.50 EUR

VWAP 79.52589 EUR

Volume (pcs) 20,472

Trading volume 1,628,054.00

Number of trades 393

Last size 5

Performance and Risk

	6m	1Y	3Y
Perf (%)	-10.23%	-17.30%	-58.63%
Perf (abs.)	-9.13	-16.77	-113.60
Beta	0.51	0.71	0.66
Volatility	33.58	39.68	54.41

5Y



Information about previous performance does not guarantee future performance.
Source: FactSet

Price data

Ø price 5 days Ø volume 5 days (pcs.)	78.47 EUR (28,777)
Ø price 30 days Ø volume 30 days (pcs.)	79.96 EUR (33,413)
Ø price 100 days Ø volume 100 days (pcs.)	83.62 EUR (51,524)
Ø price 250 days Ø volume 250 days (pcs.)	90.86 EUR (56,024)
YTD High date	103.90 EUR (2024/01/03)
YTD Low date	72.85 EUR (2024/07/02)
52 Weeks High date	115.95 EUR (2023/08/31)
52 Weeks Low date	72.85 EUR (2024/07/02)

Arbitrage views

Exchange ⊕	Date	Time	Price	Trading volume (mio.)	Number of trades
Xetra	2024/07/18	17:41	80.15 EUR	1.63	393
Vienna Stock Exchange	2024/07/18	17:32	79.90 EUR	0.00	6
Tradegate	2024/07/18	22:26	79.35 EUR	1.69	301
Stuttgart	2024/07/18	18:59	80.05 EUR	0.22	26
Nasdaq	2024/	22:00	86.37 USD	44.90	9,957

	07/18					
Munich	2024/ 07/18	18:51	79.95 EUR	0.01		3
London Stock Exchange European Trade Reporting	2024/ 07/18	17:30	87.325 USD	0.01		3
Hanover	2024/ 07/18	08:00	79.15 EUR	0.00		1
Hamburg	2024/ 07/18	14:25	79.30 EUR	0.02		3
Frankfurt	2024/ 07/18	19:31	79.15 EUR	0.04		12
Duesseldorf	2024/ 07/18	19:31	79.60 EUR	0.00		6
Berlin	2024/ 07/18	15:47	79.70 EUR	0.00		2

Company profile

Company Logo



Company Profile

BioNTech SE operates as immunotherapy company, which engages therapies for cancer and other serious diseases. Its product pipeline include BNT162b2, BNT161, BNT164, FixVac, iNeST, RiboMabs, CAR-T Cells, TCRs and Next-Gen CP Immunomodulators. The company was founded by Christopher Huber, Ozlem Tuercü, and Ugur Sahin on June 2, 2008 and is headquartered in Mainz, Germany.

Contact Details

BIONTECH SE

--

An der Goldgrube 12 - 55131 Mainz

Telefon: +49-6131-9084-0

Fax: +

E-mail: -

PDF Downloads

Company report: BIONTECH SE
SP.ADRS

