

COLUMBIA FINANCIAL INC COM USD0.01

ISIN: **US1976411033** WKN: **197641103**

Overview

2024/07/18 08:06:26

Price

15.60 EUR

Difference  -0.64% (-0.10)

General attributes

ISIN	US1976411033
Symbol	CLBK
Exchange	Stuttgart
Currency	EUR
Sector	-
Security type	Stock
Market cap (m)	1,650 EUR
Benchmark	S&P 500

Market data

Bid (Bid size)	15.50 EUR (1,000)
Ask (Ask size)	16.00 EUR (1,000)
Open	15.60 EUR
High	15.60 EUR
Low	15.60 EUR
Close (prev. day)	15.70 EUR
VWAP	-
Volume (pcs)	0
Trading volume	0.00
Number of trades	1
Last size	0

Futures and Options

Related Futures	-
Related Options	-









5Y



Information about previous performance does not guarantee future performance.

Source: FactSet

Recent research

on market		
Date	Headline	Download
2024/07/12	 Global Equity Ratings	
2024/07/08	 Akciové trhy - denní zpráva	
2024/07/03	 Global Strategy 3Q 2024	
2024/06/21	 Global Equity Ratings	
2024/05/29	 Global Equity Ratings	

Details

2024/07/18 08:06:26

Price

15.60 EUR

Difference ▼ -0.64% (-0.10)

General attributes

ISIN	US1976411033
Symbol	CLBK
Exchange	Stuttgart
Currency	EUR
Sector	-
Security type	Stock
Market cap (m)	1,650 EUR
Benchmark	S&P 500

Market data

Bid (Bid size)	15.50 EUR (1,000)
Ask (Ask size)	16.00 EUR (1,000)
Open	15.60 EUR
High	15.60 EUR
Low	15.60 EUR
Close (prev. day)	15.70 EUR
VWAP	-
Volume (pcs)	0
Trading volume	0.00
Number of trades	1
Last size	0

Performance and Risk

	6m	1Y	3Y
Perf (%)	-6.55%	-1.26%	+7.53%
Perf (abs.)	-1.10	-0.20	+1.10
Beta	0.67	0.99	0.53
Volatility	35.57	33.28	32.45

5Y



Information about previous performance does not guarantee future performance.
Source: FactSet

Price data

Ø price 5 days Ø volume 5 days (pcs.)	14.46 EUR (0)
Ø price 30 days Ø volume 30 days (pcs.)	13.39 EUR (0)
Ø price 100 days Ø volume 100 days (pcs.)	14.31 EUR (3)
Ø price 250 days Ø volume 250 days (pcs.)	15.22 EUR (1)
YTD High date	17.60 EUR (2024/01/26)
YTD Low date	12.80 EUR (2024/06/17)
52 Weeks High date	17.70 EUR (2023/12/27)
52 Weeks Low date	12.80 EUR (2024/06/17)

Arbitrage views

Exchange	Date	Time	Price	Trading volume (mio.)	Number of trades
Stuttgart	2024/07/18	08:06	15.60 EUR	0.00	1
Nasdaq	2024/07/17	22:00	17.22 USD	2.18	3,352
Munich	2024/07/18	08:07	15.50 EUR	0.00	1
Frankfurt	2024/07/18	08:02	15.50 EUR	0.00	2
Duesseldorf	2024/07/18	09:31	15.40 EUR	0.00	2

Company profile

Company Logo



Company Profile

-

Contact Details

COLUMBIA FINANCIAL INC

--

Telefon: -

Fax: -

E-mail: -