

ALIOR BANK S.A.

ISIN: PLALIOR00045 WKN: -

Overview

2024/05/03 08:03:56

Price
23.96 EURDifference  0.00% (0.00)

General attributes

ISIN	PLALIOR00045
Symbol	ALR
Exchange	Munich
Currency	EUR
Sector	Financial
Security type	Stock
Market cap (m)	3,136 EUR
Benchmark	POLAND WIG 20

Market data

Bid (Bid size)	-
Ask (Ask size)	-
Open	23.96 EUR
High	23.96 EUR
Low	23.96 EUR
Close (prev. day)	23.96 EUR
VWAP	24.02 EUR
Volume (pcs)	0
Trading volume	0.00
Number of trades	1
Last size	0

Futures and Options

Related Futures	-
Related Options	-

PDF Downloads






Company report: ALIOR BANK S.A. 

5Y



Information about previous performance does not guarantee future performance.
Source: FactSet

Recent research

on sector		on market	
Date		Headline	Download
2024/05/03		Akciové trhy - denní zpráva	
2024/05/02		Akciové trhy - denní zpráva	
2024/04/30		Akciové trhy - denní zpráva	
2024/04/29		Akciové trhy - denní zpráva	
2024/04/26		Global Equity Ratings	

Details

2024/05/03 08:03:56

Price

23.96 EUR

Difference ↔ 0.00% (0.00)

General attributes

ISIN	PLALIOR00045
Symbol	ALR
Exchange	Munich
Currency	EUR
Sector	Financial
Security type	Stock
Market cap (m)	3,136 EUR
Benchmark	POLAND WIG 20

Market data

Bid (Bid size)	-
Ask (Ask size)	-
Open	23.96 EUR
High	23.96 EUR
Low	23.96 EUR
Close (prev. day)	23.96 EUR
VWAP	24.02 EUR
Volume (pcs)	0
Trading volume	0.00
Number of trades	1
Last size	0

Performance and Risk

	6m	1Y	3Y
Perf (%)	+61.18%	+149.95%	+286.70%
Perf (abs.)	+9.10	+14.37	+17.76
Beta	1.07	1.25	1.34
Volatility	36.13	32.50	39.07

5Y



Information about previous performance does not guarantee future performance.
Source: FactSet

Price data

Ø price 5 days Ø volume 5 days (pcs.)	23.97 EUR (0)
Ø price 30 days Ø volume 30 days (pcs.)	23.41 EUR (41)
Ø price 100 days Ø volume 100 days (pcs.)	19.91 EUR (64)
Ø price 250 days Ø volume 250 days (pcs.)	15.44 EUR (38)
YTD High date	24.87 EUR (2024/04/23)
YTD Low date	15.71 EUR (2024/01/23)
52 Weeks High date	24.87 EUR (2024/04/23)
52 Weeks Low date	9.15 EUR (2023/06/01)

All listings for ALIOR BANK S.A.

Exchange ⊕	Date	Time	Price	Trading volume (mio.)	Number of trades
Stuttgart	2024/05/03	16:26	22.18 EUR	0.00	11
Munich	2024/05/03	08:03	23.96 EUR	0.00	1
London Stock Exchange European Trade Reporting	2024/05/03	16:50	79.50 PLN	0.00	1
Frankfurt	2024/05/03	08:05	23.86 EUR	0.00	2
Duesseldorf	2024/	19:31	23.80 EUR	0.00	7

	05/03					
Berlin	2024/ 05/03	08:03	23.85	EUR	0.00	2

Company profile

Company Logo

Contact Details

ALIOR BANK SA

--

ul. Lopuszanska 38D - 02-232 Warschau

Telefon: +

Fax: +

E-mail: kontakt@alior.pl

PDF Downloads

Company report: ALIOR BANK S.A.



Company Profile

Alior Bank SA engages in the provision of banking and financial services. It operates through the following segments: Retail, Business, and Treasury. The Retail segment offers banking products for individuals. The Business segment provides financial services for business entities. The Treasury segment manages liquidity and foreign exchange activities of the bank. The company was founded on April 18, 2008, and is headquartered in Warsaw, Poland.

Members of Management Board

Grzegorz Olszewski	Chairman of Managing Board
Radomir Gibala	Member of Executive Committee
Rafal Litwinczuk	Member of Executive Committee
Damian Marcin Dominczak	Member of Executive Committee
Dominik Prokop	Member of Executive Committee
Jacek Polanczyk	Member of Executive Committee
Pawel Broniewski	Member of Executive Committee
Pawel Tymczyszyn	Member of Executive Committee
Szymon Kaminski	Member of Executive Committee
Tomasz Miklas	Member of Executive Committee

Board of directors

Ernest Bejda	Chairman of Supervisory Board
Dominik Witek	Member of Supervisory Board
Jacek Kij	Member of Supervisory Board
Malgorzata Erlich-Smurzynska	Member of Supervisory Board
Marek Pietrzak	Member of Supervisory Board
Pawel Wojciech Knop	Member of Supervisory Board