

## COLUMBIA FINANCIAL INC COM USD0.01

ISIN: **US1976411033** WKN: **197641103**

## Overview

2024/08/16 08:04:55

Price

15.20 EUR

Difference  4.11% (0.60)

## General attributes

|                |              |
|----------------|--------------|
| ISIN           | US1976411033 |
| Symbol         | CLBK         |
| Exchange       | Frankfurt    |
| Currency       | EUR          |
| Sector         | -            |
| Security type  | Stock        |
| Market cap (m) | 1,636 EUR    |
| Benchmark      | S&P 500      |

## Market data

|                   |           |
|-------------------|-----------|
| Bid (Bid size)    | -         |
| Ask (Ask size)    | -         |
| Open              | 15.20 EUR |
| High              | 15.20 EUR |
| Low               | 15.20 EUR |
| Close (prev. day) | 14.60 EUR |
| VWAP              | 18.80 EUR |
| Volume (pcs)      | 0         |
| Trading volume    | 0.00      |
| Number of trades  | 2         |
| Last size         | 0         |

## Futures and Options

|                 |   |
|-----------------|---|
| Related Futures | - |
| Related Options | - |

5Y













Information about previous performance does not guarantee future performance.

Source: FactSet

## Recent research

on market

| Date       |   | Headline                | Download  |
|------------|---|-------------------------|---|
| 2024/08/12 |  | Global Equity Ratings   |  |
| 2024/07/24 |  | Global Equity Ratings   |  |
| 2024/07/12 |  | Global Equity Ratings   |  |
| 2024/07/03 |  | Global Strategy 3Q 2024 |  |
| 2024/06/21 |  | Global Equity Ratings   |  |

## Details

2024/08/16 08:04:55

## Price

15.20 EUR

Difference ▲ 4.11% (0.60)

## General attributes

|                |              |
|----------------|--------------|
| ISIN           | US1976411033 |
| Symbol         | CLBK         |
| Exchange       | Frankfurt    |
| Currency       | EUR          |
| Sector         | -            |
| Security type  | Stock        |
| Market cap (m) | 1,636 EUR    |
| Benchmark      | S&P 500      |

## Market data

|                   |           |
|-------------------|-----------|
| Bid (Bid size)    | -         |
| Ask (Ask size)    | -         |
| Open              | 15.20 EUR |
| High              | 15.20 EUR |
| Low               | 15.20 EUR |
| Close (prev. day) | 14.60 EUR |
| VWAP              | 18.80 EUR |
| Volume (pcs)      | 0         |
| Trading volume    | 0.00      |
| Number of trades  | 2         |
| Last size         | 0         |

## Performance and Risk

|             | 6m     | 1Y     | 3Y     |
|-------------|--------|--------|--------|
| Perf (%)    | -4.40% | -4.40% | -0.65% |
| Perf (abs.) | -0.70  | -0.70  | -0.10  |
| Beta        | 0.70   | 0.94   | 0.55   |
| Volatility  | 35.68  | 32.02  | 33.59  |

5Y



Information about previous performance does not guarantee future performance.  
Source: FactSet

## Price data

|   |                        |
|---|------------------------|
| Ø price 5 days   Ø volume 5 days (pcs.)     | 14.78 EUR (0)          |
| Ø price 30 days   Ø volume 30 days (pcs.)   | 15.03 EUR (0)          |
| Ø price 100 days   Ø volume 100 days (pcs.) | 14.38 EUR (0)          |
| Ø price 250 days   Ø volume 250 days (pcs.) | 15.13 EUR (0)          |
| YTD High   date                             | 17.60 EUR (2024/01/26) |
| YTD Low   date                              | 12.80 EUR (2024/06/12) |
| 52 Weeks High   date                        | 17.60 EUR (2023/12/27) |
| 52 Weeks Low   date                         | 12.80 EUR (2024/06/12) |

## Arbitrage views

| Exchange    | Date       | Time  | Price     | Trading volume (mio.) | Number of trades |
|-------------|------------|-------|-----------|-----------------------|------------------|
| Stuttgart   | 2024/08/16 | 08:04 | 15.20 EUR | 0.00                  | 3                |
| Nasdaq      | 2024/08/16 | 22:00 | 17.14 USD | 0.98                  | 2,604            |
| Munich      | 2024/08/16 | 08:07 | 15.20 EUR | 0.00                  | 2                |
| Frankfurt   | 2024/08/16 | 08:04 | 15.20 EUR | 0.00                  | 2                |
| Duesseldorf | 2024/08/16 | 19:32 | 15.20 EUR | 0.00                  | 6                |

## Company profile

### Company Logo



### Company Profile

-

### Contact Details

COLUMBIA FINANCIAL INC

--

----

Telefon: -

Fax: -

E-mail: -