

ZAPTEC ASA

ISIN: NO0010713936

WKN: -

Overview

2024/09/18 08:12:18

Price
0.9575 EURDifference  0.00% (0.00)

General attributes

ISIN	NO0010713936
Symbol	ZAP
Exchange	Munich
Currency	EUR
Sector	Automotive
Security type	Stock
Market cap (m)	91 EUR
Benchmark	NORWAY OSLO BORS ALL SHARE(TRG)

Market data

Bid (Bid size)	0.9355 EUR (3,000)
Ask (Ask size)	0.951 EUR (3,000)
Open	0.9575 EUR
High	0.9575 EUR
Low	0.9575 EUR
Close (prev. day)	0.9575 EUR
VWAP	1.079 EUR
Volume (pcs)	0
Trading volume	0.00
Number of trades	1
Last size	0

Futures and Options











Related Futures	-
Related Options	-

5Y



Information about previous performance does not guarantee future performance.
Source: FactSet

Recent research

on sector			
Date		Headline	Download
2024/09/17		GEVORKYAN Podniková analýza	
2024/09/11		Global Equity Ratings	
2024/09/09		GEVORKYAN Podniková analýza	
2024/09/05		Global Equity Ratings	
2024/08/12		Global Equity Ratings	

Details

2024/09/18 08:12:18

Price
0.9575 EUR

Difference ➔ 0.00% (0.00)

General attributes

ISIN	NO0010713936
Symbol	ZAP
Exchange	Munich
Currency	EUR
Sector	Automotive
Security type	Stock
Market cap (m)	91 EUR
Benchmark	NORWAY OSLO BORS ALL SHARE(TRG)

Market data

Bid (Bid size)	0.9355 EUR (3,000)
Ask (Ask size)	0.951 EUR (3,000)
Open	0.9575 EUR
High	0.9575 EUR
Low	0.9575 EUR
Close (prev. day)	0.9575 EUR
VWAP	1.079 EUR
Volume (pcs)	0
Trading volume	0.00
Number of trades	1
Last size	0

Performance and Risk

	6m	1Y	3Y
Perf (%)	-33.83%	-59.43%	-83.95%
Perf (abs.)	-0.49	-1.40	-5.01
Beta	-	-	-
Volatility	45.41	53.52	55.80

5Y



Information about previous performance does not guarantee future performance.
Source: FactSet

Price data

Ø price 5 days Ø volume 5 days (pcs.)	0.9217 EUR (0)
Ø price 30 days Ø volume 30 days (pcs.)	0.9723 EUR (0)
Ø price 100 days Ø volume 100 days (pcs.)	1.0410 EUR (4)
Ø price 250 days Ø volume 250 days (pcs.)	1.4198 EUR (47)
YTD High date	2.0820 EUR (2024/02/19)
YTD Low date	0.8470 EUR (2024/08/06)
52 Weeks High date	2.3660 EUR (2023/10/02)
52 Weeks Low date	0.8470 EUR (2024/08/06)

All listings for ZAPTEC ASA

Exchange ⊕	Date	Time	Price	Trading volume (mio.)	Number of trades
Tradegate	2024/09/17	22:26	0.9635 EUR	0.00	1
Stuttgart	2024/09/18	15:31	0.921 EUR	0.00	10
Munich	2024/09/18	08:12	0.9575 EUR	0.00	1
Frankfurt	2024/09/18	09:15	0.909 EUR	0.00	1
First North	2024/09/18	18:00	10.76 NOK	0.02	2

Stockholm	11					
Duesseldorf	2024/09/ 18	08:11	0.956 EUR	0.00		1
Berlin	2024/09/ 18	17:00	0.947 EUR	0.00		12

Company profile

Company Logo



Company Profile

-

Contact Details

ZAPTEC

--

Telefon: -

Fax: -

E-mail: -