

SINOPHARM GROUP CORP LTD.

ISIN: CNE100000FN7 WKN: -

Overview

2024/07/26 08:02:39

Price

2.139 EUR

Difference  -0.70% (-0.02)

General attributes

ISIN CNE100000FN7

Symbol 1099

Exchange Frankfurt

Currency EUR

Sector Chemical / Pharmaceutical / Health

Security type Stock

Market cap (m) 2,916 EUR

Benchmark MSCI WORLD INDEX (STRD, UHD)

Market data

Bid (Bid size) -

Ask (Ask size) -

Open 2.139 EUR

High 2.139 EUR

Low 2.139 EUR

Close (prev. day) 2.154 EUR

VWAP 2.25849 EUR

Volume (pcs) 0

Trading volume 0.00

Number of trades 2

Last size 0

Futures and Options

Related Futures -

Related Options -




5Y



Information about previous performance does not guarantee future performance.

Source: FactSet

Recent research

on sector			
Date		Headline	Download
2024/07/24		Global Equity Ratings	
2024/07/12		Global Equity Ratings	
2024/06/21		Global Equity Ratings	
2024/06/14		Global Equity Ratings	
2024/05/29		Global Equity Ratings	

Details

2024/07/26 08:02:39

Price

2.139 EUR

Difference ▼ -0.70% (-0.02)

General attributes

ISIN	CNE10000FN7
Symbol	1099
Exchange	Frankfurt
Currency	EUR
Sector	Chemical / Pharmaceutical / Health
Security type	Stock
Market cap (m)	2,916 EUR
Benchmark	MSCI WORLD INDEX (STRD, UHD)

Market data

Bid (Bid size)	-
Ask (Ask size)	-
Open	2.139 EUR
High	2.139 EUR
Low	2.139 EUR
Close (prev. day)	2.154 EUR
VWAP	2.25849 EUR
Volume (pcs)	0
Trading volume	0.00
Number of trades	2
Last size	0

Performance and Risk

	6m	1Y	3Y
Perf (%)	-9.02%	-22.92%	-7.92%
Perf (abs.)	-0.21	-0.64	-0.18
Beta	0.68	0.42	0.24
Volatility	39.86	42.78	38.49



Information about previous performance does not guarantee future performance.
Source: FactSet

Price data

Ø price 5 days Ø volume 5 days (pcs.)	2.174 EUR (0)
Ø price 30 days Ø volume 30 days (pcs.)	2.371 EUR (2,664)
Ø price 100 days Ø volume 100 days (pcs.)	2.430 EUR (1,612)
Ø price 250 days Ø volume 250 days (pcs.)	2.423 EUR (1,343)
YTD High date	2.688 EUR (2024/05/14)
YTD Low date	2.023 EUR (2024/01/22)
52 Weeks High date	2.878 EUR (2023/08/01)
52 Weeks Low date	2.023 EUR (2024/01/22)

All listings for SINOPHARM GROUP CORP LTD.

Exchange	Date	Time	Price	Trading volume (mio.)	Number of trades
Tradegate	2024/07/26	22:26	2.20 EUR	0.01	5
Stuttgart	2024/07/26	10:35	2.14 EUR	0.00	4
Munich	2024/07/26	08:04	2.203 EUR	0.00	2
Hong Kong Stock Exchange	2024/07/26	10:08	18.42 HKD	-	-
Frankfurt	2024/07/26	08:02	2.139 EUR	0.00	2

	26					
FINRA other OTC Issues	2024/05/30	21:44	2.70 USD	0.03		6
Duesseldorf	2024/07/26	19:30	2.164 EUR	0.00		6
Berlin	2024/07/26	08:08	2.148 EUR	0.00		3

Company profile

Company Logo



Company Profile

-

Contact Details

SINOPHARM MED.

--

Haidian District, Zhicun Road 20 100088
Beijing

Telefon: +86 10 6201 9988

Fax: +86 10 6203 3332

E-mail: -