

SINOPHARM GROUP CORP LTD.

ISIN: CNE100000FN7 WKN: -

Overview

2024/09/02 08:08:07

Price

2.058 EUR

Difference  -2.23% (-0.05)

General attributes

ISIN CNE100000FN7

Symbol 1099

Exchange Berlin

Currency EUR

Sector Chemical / Pharmaceutical / Health

Security type Stock

Market cap (m) 2,789 EUR

Benchmark MSCI WORLD INDEX (STRD, UHD)

Market data

Bid (Bid size) 2.012 EUR (5,000)

Ask (Ask size) 2.054 EUR (4,900)

Open 2.058 EUR

High 2.058 EUR

Low 2.058 EUR

Close (prev. day) 2.105 EUR

VWAP -

Volume (pcs) 0

Trading volume 0.00

Number of trades 3

Last size 0

Futures and Options

Related Futures -

Related Options -

5Y













Information about previous performance does not guarantee future performance.

Source: FactSet

Recent research

on sector

Date		Headline	Download
2024/08/12		Global Equity Ratings	
2024/07/24		Global Equity Ratings	
2024/07/12		Global Equity Ratings	
2024/06/21		Global Equity Ratings	
2024/06/14		Global Equity Ratings	

Details

2024/09/02 08:08:07

Price

2.058 EUR

Difference ▼ -2.23% (-0.05)

General attributes

ISIN	CNE10000FN7
Symbol	1099
Exchange	Berlin
Currency	EUR
Sector	Chemical / Pharmaceutical / Health
Security type	Stock
Market cap (m)	2,789 EUR
Benchmark	MSCI WORLD INDEX (STRD, UHD)

Market data

Bid (Bid size)	2.012 EUR (5,000)
Ask (Ask size)	2.054 EUR (4,900)
Open	2.058 EUR
High	2.058 EUR
Low	2.058 EUR
Close (prev. day)	2.105 EUR
VWAP	-
Volume (pcs)	0
Trading volume	0.00
Number of trades	3
Last size	0

Performance and Risk

	6m	1Y	3Y
Perf (%)	-22.34%	-20.85%	-6.07%
Perf (abs.)	-0.59	-0.54	-0.13
Beta	0.37	0.41	0.23
Volatility	32.56	35.41	35.04

5Y



Information about previous performance does not guarantee future performance.
Source: FactSet

Price data

Ø price 5 days Ø volume 5 days (pcs.)	2.049 EUR (0)
Ø price 30 days Ø volume 30 days (pcs.)	2.183 EUR (42)
Ø price 100 days Ø volume 100 days (pcs.)	2.374 EUR (25)
Ø price 250 days Ø volume 250 days (pcs.)	2.393 EUR (36)
YTD High date	2.688 EUR (2024/05/14)
YTD Low date	2.001 EUR (2024/08/28)
52 Weeks High date	2.739 EUR (2023/09/29)
52 Weeks Low date	2.001 EUR (2024/08/28)

All listings for SINOPHARM GROUP CORP LTD.

Exchange <input type="checkbox"/>	Date	Time	Price	Trading volume (mio.)	Number of trades
Tradegate	2024/09/02	22:26	2.078 EUR	0.00	2
Stuttgart	2024/09/02	08:07	2.043 EUR	0.00	3
Munich	2024/09/03	08:04	2.057 EUR	0.00	1
Hong Kong Stock Exchange	2024/09/03	08:05	17.54 HKD	-	-
Frankfurt	2024/09/02	08:00	2.02 EUR	0.00	1

	03					
FINRA other OTC Issues	2024/08/29	21:59	2.06 USD	0.00		1
Duesseldorf	2024/09/02	19:30	2.048 EUR	0.00		7
Berlin	2024/09/02	08:08	2.058 EUR	0.00		3

Company profile

Company Logo



Company Profile

-

Contact Details

SINOPHARM MED.

--

Haidian District, Zhicun Road 20 100088
Beijing

Telefon: +86 10 6201 9988

Fax: +86 10 6203 3332

E-mail: -