

SINOPHARM GROUP CORP LTD.

ISIN: CNE100000FN7 WKN: -

Overview

2024/09/02 08:07:31

Price

2.043 EUR

Difference  -2.06% (-0.04)

General attributes

ISIN CNE100000FN7

Symbol 1099

Exchange Stuttgart

Currency EUR

Sector Chemical / Pharmaceutical / Health

Security type Stock

Market cap (m) 2,789 EUR

Benchmark MSCI WORLD INDEX (STRD, UHD)

Market data

Bid (Bid size) - (0)

Ask (Ask size) - (0)

Open 2.043 EUR

High 2.043 EUR

Low 2.043 EUR

Close (prev. day) 2.086 EUR

VWAP -

Volume (pcs) 0

Trading volume 0.00

Number of trades 3

Last size 0

Futures and Options

Related Futures -

Related Options -

5Y













Information about previous performance does not guarantee future performance.

Source: FactSet

Recent research

on sector

Date		Headline	Download
2024/08/12		Global Equity Ratings	
2024/07/24		Global Equity Ratings	
2024/07/12		Global Equity Ratings	
2024/06/21		Global Equity Ratings	
2024/06/14		Global Equity Ratings	

Details

2024/09/02 08:07:31

Price

2.043 EUR

Difference ▼ -2.06% (-0.04)

General attributes

ISIN	CNE100000FN7
Symbol	1099
Exchange	Stuttgart
Currency	EUR
Sector	Chemical / Pharmaceutical / Health
Security type	Stock
Market cap (m)	2,789 EUR
Benchmark	MSCI WORLD INDEX (STRD, UHD)

Market data

Bid (Bid size)	- (0)
Ask (Ask size)	- (0)
Open	2.043 EUR
High	2.043 EUR
Low	2.043 EUR
Close (prev. day)	2.086 EUR
VWAP	-
Volume (pcs)	0
Trading volume	0.00
Number of trades	3
Last size	0

Performance and Risk

	6m	1Y	3Y
Perf (%)	-22.35%	-22.05%	-5.77%
Perf (abs.)	-0.59	-0.58	-0.13
Beta	0.37	0.41	0.23
Volatility	34.31	36.07	37.50

5Y



Information about previous performance does not guarantee future performance.
Source: FactSet

Price data

Ø price 5 days Ø volume 5 days (pcs.)	2.040 EUR (360)
Ø price 30 days Ø volume 30 days (pcs.)	2.167 EUR (1,172)
Ø price 100 days Ø volume 100 days (pcs.)	2.362 EUR (635)
Ø price 250 days Ø volume 250 days (pcs.)	2.380 EUR (452)
YTD High date	2.696 EUR (2024/03/01)
YTD Low date	1.976 EUR (2024/08/28)
52 Weeks High date	2.767 EUR (2023/09/28)
52 Weeks Low date	1.976 EUR (2024/08/28)

All listings for SINOPHARM GROUP CORP LTD.

Exchange <input type="checkbox"/>	Date	Time	Price	Trading volume (mio.)	Number of trades
Tradegate	2024/09/02	22:26	2.078 EUR	0.00	2
Stuttgart	2024/09/02	08:07	2.043 EUR	0.00	3
Munich	2024/09/02	08:06	2.101 EUR	0.00	1
Hong Kong Stock Exchange	2024/09/03	05:59	17.64 HKD	-	-
Frankfurt	2024/09/02	21:52	2.052 EUR	0.01	2

	02					
FINRA other OTC Issues	2024/08/29	21:59	2.06 USD	0.00		1
Duesseldorf	2024/09/02	19:30	2.048 EUR	0.00		7
Berlin	2024/09/02	08:08	2.058 EUR	0.00		3

Company profile

Company Logo



Company Profile

-

Contact Details

SINOPHARM MED.

--

Haidian District, Zhicun Road 20 100088
Beijing

Telefon: +86 10 6201 9988

Fax: +86 10 6203 3332

E-mail: -