

## EASTERN CO COM NPV

ISIN: **US2763171046** WKN: **276317104**

## Overview

2024/08/16 08:06:29

5Y

Price

26.00 EUR

Difference  -1.52% (-0.40)

## General attributes

ISIN	US2763171046
Symbol	EML
Exchange	Frankfurt
Currency	EUR
Sector	-
Security type	Stock
Market cap (m)	166 EUR
Benchmark	S&P 500

## Market data

Bid (Bid size)	-
Ask (Ask size)	-
Open	26.00 EUR
High	26.00 EUR
Low	26.00 EUR
Close (prev. day)	26.40 EUR
VWAP	23.80 EUR
Volume (pcs)	0
Trading volume	0.00
Number of trades	2
Last size	0







## Futures and Options

Related Futures	-
Related Options	-



Information about previous performance does not guarantee future performance.  
Source: FactSet

## Recent research

on market			
Date		Headline	Download
2024/08/12		Global Equity Ratings	
2024/07/24		Global Equity Ratings	
2024/07/12		Global Equity Ratings	
2024/07/03		Global Strategy 3Q 2024	
2024/06/21		Global Equity Ratings	

## Details

2024/08/16 08:06:29

## Price

26.00 EUR

Difference ▼ -1.52% (-0.40)

## General attributes

ISIN	US2763171046
Symbol	EML
Exchange	Frankfurt
Currency	EUR
Sector	-
Security type	Stock
Market cap (m)	166 EUR
Benchmark	S&P 500

## Market data

Bid (Bid size)	-
Ask (Ask size)	-
Open	26.00 EUR
High	26.00 EUR
Low	26.00 EUR
Close (prev. day)	26.40 EUR
VWAP	23.80 EUR
Volume (pcs)	0
Trading volume	0.00
Number of trades	2
Last size	0

## Performance and Risk

	6m	1Y	3Y
Perf (%)	+13.04%	+55.69%	+14.04%
Perf (abs.)	+3.00	+9.30	+3.20
Beta	0.78	0.87	0.54
Volatility	48.14	45.15	40.61

5Y



Information about previous performance does not guarantee future performance.  
Source: FactSet

## Price data

Ø price 5 days   Ø volume 5 days (pcs.)	26.00 EUR (0)
Ø price 30 days   Ø volume 30 days (pcs.)	25.70 EUR (0)
Ø price 100 days   Ø volume 100 days (pcs.)	26.39 EUR (1)
Ø price 250 days   Ø volume 250 days (pcs.)	22.12 EUR (0)
YTD High   date	31.40 EUR (2024/03/28)
YTD Low   date	18.70 EUR (2024/01/03)
52 Weeks High   date	31.40 EUR (2024/03/28)
52 Weeks Low   date	15.10 EUR (2023/11/01)

## Arbitrage views

Exchange	Date	Time	Price	Trading volume (mio.)	Number of trades
Stuttgart	2024/08/16	18:44	25.20 EUR	0.00	4
Nasdaq	2024/08/16	22:00	29.33 USD	1.37	1,079
Frankfurt	2024/08/16	08:06	26.00 EUR	0.00	2
Duesseldorf	2024/08/16	19:31	25.20 EUR	0.00	6

## Company profile

### Company Logo



### Company Profile

-

### Contact Details

EASTERN

--

----

Telefon: -

Fax: -

E-mail: -