

COLT CZ GROUP SE CZK0.10

ISIN: CZ0009008942 WKN: -

Overview

2024/09/16 08:04:00

Price

25.40 EUR

Difference  -0.59% (-0.15)

General attributes

| | |
|----------------|--------------|
| ISIN | CZ0009008942 |
| Symbol | CZG |
| Exchange | Frankfurt |
| Currency | EUR |
| Sector | - |
| Security type | Stock |
| Market cap (m) | 887 EUR |
| Benchmark | PX INDEX |

Market data

| | |
|-------------------|-----------|
| Bid (Bid size) | - |
| Ask (Ask size) | - |
| Open | 25.40 EUR |
| High | 25.40 EUR |
| Low | 25.40 EUR |
| Close (prev. day) | 25.55 EUR |
| VWAP | 26.25 EUR |
| Volume (pcs) | 0 |
| Trading volume | 0.00 |
| Number of trades | 2 |
| Last size | 0 |

Futures and Options











| | |
|-----------------|---|
| Related Futures | - |
| Related Options | - |

5Y



Information about previous performance does not guarantee future performance.
Source: FactSet

Recent research

| on market | | |
|------------|-----------------------------------------------------------------------------------------------------------------|---------------------------------------------------------------------------------------|
| Date | Headline | Download |
| 2024/09/16 |  GEVORKYAN Podniková analýza |  |
| 2024/09/16 |  Akciové trhy - denní zpráva |  |
| 2024/09/13 |  Akciové trhy - denní zpráva |  |
| 2024/09/12 |  Akciové trhy - denní zpráva |  |
| 2024/09/11 |  Akciové trhy - denní zpráva |  |

Details

2024/09/16 08:04:00

Price

25.40 EUR

Difference ▼ -0.59% (-0.15)

General attributes

| | |
|----------------|--------------|
| ISIN | CZ0009008942 |
| Symbol | CZG |
| Exchange | Frankfurt |
| Currency | EUR |
| Sector | - |
| Security type | Stock |
| Market cap (m) | 887 EUR |
| Benchmark | PX INDEX |

Market data

| | |
|-------------------|-----------|
| Bid (Bid size) | - |
| Ask (Ask size) | - |
| Open | 25.40 EUR |
| High | 25.40 EUR |
| Low | 25.40 EUR |
| Close (prev. day) | 25.55 EUR |
| VWAP | 26.25 EUR |
| Volume (pcs) | 0 |
| Trading volume | 0.00 |
| Number of trades | 2 |
| Last size | 0 |

Performance and Risk

| | 6m | 1Y | 3Y |
|-------------|--------|---------|---------|
| Perf (%) | +7.86% | +13.65% | +37.30% |
| Perf (abs.) | +1.85 | +3.05 | +6.90 |
| Beta | - | - | - |
| Volatility | 27.27 | 27.67 | 29.95 |

5Y



Information about previous performance does not guarantee future performance.
Source: FactSet

Price data

| | |
|---------------------------------------------|------------------------|
| Ø price 5 days Ø volume 5 days (pcs.) | 25.45 EUR (0) |
| Ø price 30 days Ø volume 30 days (pcs.) | 25.71 EUR (68) |
| Ø price 100 days Ø volume 100 days (pcs.) | 26.41 EUR (170) |
| Ø price 250 days Ø volume 250 days (pcs.) | 24.32 EUR (93) |
| YTD High date | 28.05 EUR (2024/05/21) |
| YTD Low date | 21.50 EUR (2024/01/03) |
| 52 Weeks High date | 28.05 EUR (2024/05/21) |
| 52 Weeks Low date | 20.90 EUR (2023/12/18) |

Arbitrage views

| Exchange ⊕ | Date | Time | Price | Trading volume (mio.) | Number of trades |
|-------------------------|------------|-------|------------|-----------------------|------------------|
| Stuttgart | 2024/09/16 | 21:30 | 24.90 EUR | 0.00 | 4 |
| Prague Stock Exchange | 2024/09/16 | 16:24 | 640.00 CZK | 9.07 | 158 |
| Munich | 2024/09/16 | 08:16 | 26.30 EUR | 0.00 | 1 |
| Frankfurt | 2024/09/16 | 08:04 | 25.40 EUR | 0.00 | 2 |
| FINRA other OTC | 2024/09/16 | 17:50 | 29.55 USD | 0.01 | 4 |

| | | | | | | |
|-------------|----------------|-------|-----------|------|--|---|
| Issues | 11 | | | | | |
| Duesseldorf | 2024/09/ 16 | 19:31 | 25.00 EUR | 0.00 | | 7 |
| Berlin | 2024/09/ 16 | 08:13 | 25.40 EUR | 0.00 | | 3 |

Company profile

Company Logo

Contact Details

CZG CESKA ZBROJOVKA GROUP SE

--

Telefon: -

Fax: -

E-mail: -

Company Profile

-