

FLETCHER BUILDING NPV

ISIN: NZFBUE0001S0 WKN: FBU

Overview

2024/04/30 15:30:02

Price
2.28 USDDifference  -3.39% (-0.08)

General attributes

ISIN	NZFBUE0001S0
Symbol	FBU
Exchange	FINRA other OTC Issues
Currency	USD
Sector	Industry
Security type	Stock
Market cap (m)	1,625 EUR
Benchmark	MSCI WORLD INDEX (STRD, UHD)

Market data

Bid (Bid size)	-
Ask (Ask size)	-
Open	2.28 USD
High	2.28 USD
Low	2.28 USD
Close (prev. day)	2.36 USD
VWAP	2.28 USD
Volume (pcs)	300
Trading volume	684.00
Number of trades	1
Last size	300

Futures and Options








Related Futures	-
Related Options	-

5Y



Information about previous performance does not guarantee future performance.
Source: FactSet

Recent research

on sector			
Date		Headline	Download
2024/04/26		Global Equity Ratings	
2024/04/03		Global Equity Ratings	
2024/03/13		Global Equity Ratings	
2024/02/22		Global Equity Ratings	
2024/02/14		Global Equity Ratings	

Details

2024/04/30 15:30:02

Price

2.28 USD

Difference ▼ -3.39% (-0.08)

General attributes

ISIN	NZFBUE0001S0
Symbol	FBU
Exchange	FINRA other OTC Issues
Currency	USD
Sector	Industry
Security type	Stock
Market cap (m)	1,625 EUR
Benchmark	MSCI WORLD INDEX (STRD, UHD)

Market data

Bid (Bid size)	-
Ask (Ask size)	-
Open	2.28 USD
High	2.28 USD
Low	2.28 USD
Close (prev. day)	2.36 USD
VWAP	2.28 USD
Volume (pcs)	300
Trading volume	684.00
Number of trades	1
Last size	300

Performance and Risk

	6m	1Y	3Y
Perf (%)	-	-	-52.89%
Perf (abs.)	-	-	-2.56
Beta	0.60	0.32	0.18
Volatility	52.97	33.52	1,357.38

5Y



Information about previous performance does not guarantee future performance.
Source: FactSet

Price data

Ø price 5 days Ø volume 5 days (pcs.)	2.28 USD (2,131)
Ø price 30 days Ø volume 30 days (pcs.)	2.34 USD (373)
Ø price 100 days Ø volume 100 days (pcs.)	2.52 USD (123)
Ø price 250 days Ø volume 250 days (pcs.)	2.67 USD (173)
YTD High date	2.60 USD (2024/02/05)
YTD Low date	2.28 USD (2024/04/30)
52 Weeks High date	3.48 USD (2023/07/13)
52 Weeks Low date	2.28 USD (2024/04/30)

Arbitrage views

Exchange ⊕	Date	Time	Price	Trading volume (mio.)	Number of trades
Tradegate	2024/05/03	08:03	2.10 EUR	0.01	1
Stuttgart	2024/05/03	08:10	2.02 EUR	0.00	1
Munich	2024/05/03	08:03	2.10 EUR	0.00	1
Hanover	2024/05/03	08:00	2.04 EUR	0.00	1
Frankfurt	2024/05/03	09:59	2.04 EUR	0.00	4

	02							
FINRA other OTC Issues	2024/04/30	15:30	2.28	USD	0.00			1
Duesseldorf	2024/05/03	08:11	2.04	EUR	0.00			1
Berlin	2024/05/03	08:08	2.06	EUR	0.00			1
Australian Securities Exchange	2024/05/03	08:10	3.39	AUD	1.14			947

Company profile

Company Logo



Company Profile

-

Contact Details

FLETCHER CHALLENGE LTD. PAPER

--

810 Great South Road Pensrose --
Auckland

Telefon: 64 9 525 9000

Fax: 64 9 525 9989

E-mail: moreinfo@fb.co.nz