

AURORA CANNABIS INC

ISIN: CA05156X8843 WKN:
05156X884

Overview

2021/08/04 08:05:29

Price

6.024 EUR

Difference  1.62% (0.10)

General attributes

ISIN CA05156X8843

Symbol ACB

Exchange Hanover

Currency EUR

Sector Chemical / Pharmaceutical / Health

Security type Stock

Market cap (m) 1,156 EUR

Benchmark S&P/TSX 60 INDEX

Market data

Bid (Bid size) -

Ask (Ask size) -

Open 6.024 EUR

High 6.024 EUR

Low 6.024 EUR

Close (prev. day) 5.928 EUR

VWAP -

Volume (pcs) 0

Trading volume 0.00

Number of trades 2

Last size 0

Futures and Options

Related Futures -









Related Options -

5Y



Information about previous performance does not guarantee future performance.
Source: FactSet

Recent research

on sector			
Date		Headline	Download
2021/08/03		Global Equity Ratings	
2021/08/02		Global Equity Ratings	
2021/07/21		Global Equity Ratings	
2021/07/14		Global Equity Ratings	
2021/06/22		Global Equity Ratings	

Details

2021/08/04 08:05:29

Price

6.024 EUR

Difference ▲ 1.62% (0.10)

General attributes

ISIN CA05156X8843

Symbol ACB

Exchange Hanover

Currency EUR

Sector Chemical / Pharmaceutical / Health

Security type Stock

Market cap (m) 1,156 EUR

Benchmark S&P/TSX 60 INDEX

Market data

Bid (Bid size) -

Ask (Ask size) -

Open 6.024 EUR

High 6.024 EUR

Low 6.024 EUR

Close (prev. day) 5.928 EUR

VWAP -

Volume (pcs) 0

Trading volume 0.00

Number of trades 2

Last size 0

Performance and Risk

	6m	1Y	3Y
Perf (%)	-46.36%	-	-
Perf (abs.)	-5.21	-	-
Beta	3.51	2.72	1.36
Volatility	82.86	126.08	126.08

5Y



Information about previous performance does not guarantee future performance.
Source: FactSet

Price data

Ø price 5 days Ø volume 5 days (pcs.)	6.015 EUR (67)
Ø price 30 days Ø volume 30 days (pcs.)	6.660 EUR (80)
Ø price 100 days Ø volume 100 days (pcs.)	7.129 EUR (87)
Ø price 250 days Ø volume 250 days (pcs.)	- EUR (418)
YTD High date	18.020 EUR (2021/02/11)
YTD Low date	5.350 EUR (2021/05/14)
52 Weeks High date	18.020 EUR (2021/02/11)
52 Weeks Low date	3.280 EUR (2020/10/29)

All listings for AURORA CANNABIS INC

Exchange 📍	Date	Time	Price	Trading volume (mio.)	Number of trades
Tradegate	2021/08/04	22:26	5.85 EUR	0.26	112
Toronto Stock Exchange	2021/08/04	22:00	8.69 CAD	8.10	3,629
Stuttgart	2021/08/04	21:11	5.881 EUR	0.01	11
Nasdaq	2021/08/04	22:00	6.93 USD	29.62	23,064
Munich	2021/08/04	18:20	5.87 EUR	0.00	3

	04						
Hanover	2021/08/ 04	08:05	6.024	EUR	0.00		2
Frankfurt	2021/08/ 04	18:11	5.877	EUR	0.02		16
Duesseldorf	2021/08/ 04	19:31	5.811	EUR	0.00		12
Berlin	2021/08/ 04	08:02	6.024	EUR	0.00		2

Company profile

Company Logo



Company Profile

-

Contact Details

AURORA CANNABIS

--

Telefon: -

Fax: -

E-mail: -