


TENCENT HOLDINGS LTD

ISIN: KYG875721634 WKN: -


Overview

2024/04/10 08:18:09		
Price	36.71 EUR	
Difference		2.50% (0.90)

General attributes	
ISIN	KYG875721634
Symbol	700
Exchange	Hanover
Currency	EUR
Sector	Software
Security type	Stock
Market cap (m)	689,901 EUR
Benchmark	MSCI WORLD INDEX (STRD, UHD)

Market data	
Bid (Bid size)	36.525 EUR (602)
Ask (Ask size)	36.70 EUR (680)
Open	36.71 EUR
High	36.71 EUR
Low	36.71 EUR
Close (prev. day)	35.815 EUR
VWAP	-
Volume (pcs)	0
Trading volume	0.00
Number of trades	1
Last size	0








Futures and Options	
Related Futures	-
Related Options	-

PDF Downloads	
Company report: TENCENT HOLDINGS LTD	




Information about previous performance does not guarantee future performance.
Source: FactSet

Recent research

on instrument		on sector	
Date		Headline	Download
2024/04/03		Global Equity Ratings	
2024/03/13		Global Equity Ratings	
2024/02/22		Global Equity Ratings	
2024/02/14		Global Equity Ratings	
2024/01/23		Global Equity Ratings	

Details

2024/04/10 08:18:09		
Price	36.71 EUR	
Difference		2.50% (0.90)

General attributes	
ISIN	KYG875721634
Symbol	700
Exchange	Hanover
Currency	EUR
Sector	Software
Security type	Stock
Market cap (m)	689,901 EUR
Benchmark	MSCI WORLD INDEX (STRD, UHD)

Market data	
Bid (Bid size)	36.525 EUR (602)
Ask (Ask size)	36.70 EUR (680)
Open	36.71 EUR
High	36.71 EUR
Low	36.71 EUR
Close (prev. day)	35.815 EUR
VWAP	-
Volume (pcs)	0
Trading volume	0.00
Number of trades	1
Last size	0

Performance and Risk			
	6m	1Y	3Y
Perf (%)	-2.46%	-19.81%	-46.30%
Perf (abs.)	-0.91	-8.85	-30.88
Beta	0.35	0.69	0.55
Volatility	34.02	31.74	43.33



Information about previous performance does not guarantee future performance.
Source: FactSet

Price data	
Ø price 5 days Ø volume 5 days (pcs.)	36.17 EUR (0)
Ø price 30 days Ø volume 30 days (pcs.)	33.91 EUR (1)
Ø price 100 days Ø volume 100 days (pcs.)	34.53 EUR (7)
Ø price 250 days Ø volume 250 days (pcs.)	36.81 EUR (6)
YTD High date	36.72 EUR (2024/04/02)
YTD Low date	30.49 EUR (2024/01/22)
52 Weeks High date	43.51 EUR (2023/04/11)
52 Weeks Low date	30.49 EUR (2024/01/22)

All listings for TENCENT HOLDINGS LTD					
Exchange 	Date	Time	Price	Trading volume (mio.)	Number of trades
Vienna Stock Exchange	2024/04/10	17:32	36.615 EUR	0.00	2
Tradegate	2024/04/10	18:35	36.52 EUR	0.41	88
Stuttgart	2024/04/10	10:31	36.765 EUR	0.01	4
Munich	2024/04/10	13:11	36.88 EUR	0.00	2
Hong Kong Stock	2024/04/10	10:08	314.20 HKD	-	-

Exchange	10					
Hanover	2024/04/10	08:18	36.71	EUR	0.00	1
Hamburg	2024/04/10	08:11	36.685	EUR	0.00	1
Frankfurt	2024/04/10	17:07	36.775	EUR	0.05	11
FINRA other OTC Issues	2024/04/10	17:43	39.60	USD	0.04	14
Duesseldorf	2024/04/10	16:30	36.525	EUR	0.00	4
Berlin	2024/04/10	08:05	36.61	EUR	0.00	1

Company profile

Company Logo



Contact Details

TENCENT HOLDINGS LTD.

- -

Tencent Binhai Towers, No. 33 Haitian 2nd Road - 518054 Shenzhen

Telefon: +86-755-8601-3388

Fax: +

E-mail: -

PDF Downloads

Company report: TENCENT HOLDINGS LTD 

Company Profile

Tencent Holdings Ltd. provides value-added services, online advertising services, and fintech and business services. It operates through the following segments: Value-Added Services, FinTech and Business Services, Online Advertising, and Others. The Value-Added Services segment is involved in online and mobile games, community value-added services, and applications across various Internet and mobile platforms. The FinTech and Business Services segment offers fintech and cloud services, which include commissions from payment, wealth management and other services. The Online Advertising segment refers to the display based and performance-based advertisements. The Other segment is composed of trademark licensing, software development services, software sales, and other services. The company was founded by Yi Dan Chen, Hua Teng Ma, Chen Ye Xu, Li Qing Zeng, and Zhi Dong Zhang on November 11, 1998, and is headquartered in Shenzhen, China.

Members of Management Board

Ma Huateng	Chairman of Managing Board
------------	----------------------------

David Wallerstein	Member of Executive Committee
-------------------	-------------------------------

Davis Lin	Member of Executive Committee
-----------	-------------------------------

Guo Kaitian	Member of Executive Committee
-------------	-------------------------------

James Mitchell	Member of Executive Committee
----------------	-------------------------------

John Lo	Member of Executive Committee
---------	-------------------------------

Lau Chi Ping	Member of Executive Committee
--------------	-------------------------------

Lu Shan	Member of Executive Committee
---------	-------------------------------

Ma Xiaoyi	Member of Executive Committee
-----------	-------------------------------

Ren Yuxin	Member of Executive Committee
-----------	-------------------------------

Tong Taosang	Member of Executive Committee
--------------	-------------------------------

Xi Dan	Member of Executive Committee
--------	-------------------------------

Xu Chenye	Member of Executive Committee
-----------	-------------------------------

Yeung Kwok On	Member of Executive Committee
---------------	-------------------------------

Zhang Xiaolong	Member of Executive Committee
----------------	-------------------------------

Board of directors

Xiu Lan Zhang	Member of Supervisory Board
---------------	-----------------------------

Charles Searle	Member of Supervisory Board
----------------	-----------------------------

Dong Sheng Li	Member of Supervisory Board
---------------	-----------------------------

Ian Stone	Member of Supervisory Board
-----------	-----------------------------

Jacobus Petrus Bekker	Member of Supervisory Board
-----------------------	-----------------------------

Siu Shun Yang	Member of Supervisory Board
---------------	-----------------------------

Yang Ke	Member of Supervisory Board
---------	-----------------------------