

BOLLORÉ S.A.

ISIN: FR0000039299

WKN: 3929

Overview

2024/07/16 15:30:27

Price
5.81 EURDifference  -0.34% (-0.02)

General attributes

ISIN	FR0000039299
Symbol	BOL
Exchange	Vienna Stock Exchange
Currency	EUR
Sector	Media / Entertainment / Recreation
Security type	Stock
Market cap (m)	16,671 EUR
Benchmark	CAC 40 INDEX

Market data

Bid (Bid size)	-
Ask (Ask size)	-
Open	5.80 EUR
High	5.83 EUR
Low	5.80 EUR
Close (prev. day)	5.83 EUR
VWAP	0.00 EUR
Volume (pcs)	0
Trading volume	0.00
Number of trades	4
Last size	0

Futures and Options






Related Futures	24
Related Options	-

5Y



Information about previous performance does not guarantee future performance.
Source: FactSet

Recent research

on sector		on market	
Date		Headline	Download
2024/07/12		Global Equity Ratings	
2024/06/21		Global Equity Ratings	
2024/06/14		Global Equity Ratings	
2024/05/29		Global Equity Ratings	
2024/04/26		Global Equity Ratings	

Details

2024/07/16 15:30:27

Price

5.81 EUR

Difference ▼ -0.34% (-0.02)

General attributes

ISIN	FR0000039299
Symbol	BOL
Exchange	Vienna Stock Exchange
Currency	EUR
Sector	Media / Entertainment / Recreation
Security type	Stock
Market cap (m)	16,671 EUR
Benchmark	CAC 40 INDEX

Market data

Bid (Bid size)	-
Ask (Ask size)	-
Open	5.80 EUR
High	5.83 EUR
Low	5.80 EUR
Close (prev. day)	5.83 EUR
VWAP	0.00 EUR
Volume (pcs)	0
Trading volume	0.00
Number of trades	4
Last size	0

Performance and Risk

	6m	1Y	3Y
Perf (%)	+2.02%	+1.57%	+27.97%
Perf (abs.)	+0.12	+0.09	+1.27
Beta	0.68	0.72	0.70
Volatility	20.69	20.70	26.61

5Y



Information about previous performance does not guarantee future performance.
Source: FactSet

Price data

Ø price 5 days Ø volume 5 days (pcs.)	5.79 EUR (0)
Ø price 30 days Ø volume 30 days (pcs.)	5.79 EUR (0)
Ø price 100 days Ø volume 100 days (pcs.)	6.10 EUR (0)
Ø price 250 days Ø volume 250 days (pcs.)	5.81 EUR (0)
YTD High date	6.38 EUR (2024/03/01)
YTD Low date	5.55 EUR (2024/07/02)
52 Weeks High date	6.38 EUR (2024/03/01)
52 Weeks Low date	4.99 EUR (2023/10/04)

All listings for BOLLORÉ S.A.

Exchange	Date	Time	Price	Trading volume (mio.)	Number of trades
Vienna Stock Exchange	2024/07/16	15:30	5.81 EUR	0.00	4
Tradegate	2024/07/16	20:26	5.88 EUR	0.02	17
Stuttgart	2024/07/16	15:35	5.775 EUR	0.00	8
Munich	2024/07/16	08:08	5.82 EUR	0.00	1
London Stock Exchange	2024/	17:30	5.8475 EUR	0.00	2

European Trade Reporting	07/16					
Frankfurt	2024/ 07/16	08:20	5.78 EUR	0.00	1	
FINRA other OTC Issues	2024/ 07/16	20:49	6.42 USD	1.87	70	
Euronext Paris	2024/ 07/16	17:38	5.845 EUR	3.55	814	
Euronext Milan MTF Trading After Hours	-	-	-	0.00	-	
Duesseldorf	2024/ 07/16	08:10	5.76 EUR	0.00	1	
Berlin	2024/ 07/16	20:40	5.86 EUR	0.00	16	

Company profile

Company Logo



Contact Details

BOLLORÉ SE

--

Telefon: -

Fax: -

E-mail: -

Company Profile

-

Members of Management Board

Cyrille Bolloré	Chairman of Managing Board
-----------------	----------------------------

Board of directors

Alexandre François Picciotto	Member of Supervisory Board
Benoit Alteirac	Member of Supervisory Board
Chantal Bolloré	Member of Supervisory Board
Cédric de Bailliencourt dit Courcol	Member of Supervisory Board
David Macmillan	Member of Supervisory Board
Elsa Berst	Member of Supervisory Board
François Thomazeau	Member of Supervisory Board
Marie Bolloré	Member of Supervisory Board
Sophie Kloosterman	Member of Supervisory Board
Sébastien Bolloré	Member of Supervisory Board
Virginie Courtin	Member of Supervisory Board
Yannick Bolloré	Member of Supervisory Board