

CO-DIAGNOSTICS INC.

ISIN: **US1897631057** WKN: **189763105**

Overview

2022/09/13 15:31:12

Price
3.2254 USDDifference  -36.51% (-1.85)

General attributes

ISIN	US1897631057
Symbol	CODX
Exchange	London Stock Exchange
Currency	USD
Sector	Chemical / Pharmaceutical / Health
Security type	Stock
Market cap (m)	37 EUR
Benchmark	S&P 500

Market data

Bid (Bid size)	-
Ask (Ask size)	-
Open	3.2254 USD
High	3.2254 USD
Low	3.2254 USD
Close (prev. day)	5.08 USD
VWAP	3.2254 USD
Volume (pcs)	2,728
Trading volume	8,798.89
Number of trades	1
Last size	2,728

Futures and Options









Related Futures	-
Related Options	-

5Y



Information about previous performance does not guarantee future performance.
Source: FactSet

Recent research

on sector		on market	
Date		Headline	Download
2024/07/12		Global Equity Ratings	
2024/06/21		Global Equity Ratings	
2024/06/14		Global Equity Ratings	
2024/05/29		Global Equity Ratings	
2024/04/26		Global Equity Ratings	

Details

2022/09/13 15:31:12

Price

3.2254 USD

Difference ▼ -36.51% (-1.85)

General attributes

ISIN	US1897631057
Symbol	CODX
Exchange	London Stock Exchange
Currency	USD
Sector	Chemical / Pharmaceutical / Health
Security type	Stock
Market cap (m)	37 EUR
Benchmark	S&P 500

Market data

Bid (Bid size)	-
Ask (Ask size)	-
Open	3.2254 USD
High	3.2254 USD
Low	3.2254 USD
Close (prev. day)	5.08 USD
VWAP	3.2254 USD
Volume (pcs)	2,728
Trading volume	8,798.89
Number of trades	1
Last size	2,728

Performance and Risk

	6m	1Y	3Y
Perf (%)	-	-	-
Perf (abs.)	-	-	-
Beta	0.65	1.05	1.13
Volatility	-	-	-

5Y



Information about previous performance does not guarantee future performance.
Source: FactSet

Price data

Ø price 5 days Ø volume 5 days (pcs.)	- USD (-)
Ø price 30 days Ø volume 30 days (pcs.)	- USD (-)
Ø price 100 days Ø volume 100 days (pcs.)	- USD (91)
Ø price 250 days Ø volume 250 days (pcs.)	- USD (38)
YTD High date	- USD (-)
YTD Low date	- USD (-)
52 Weeks High date	- USD (-)
52 Weeks Low date	- USD (-)

Arbitrage views

Exchange <input type="checkbox"/>	Date	Time	Price	Trading volume (mio.)	Number of trades
Tradegate	2024/07/17	22:26	1.18 EUR	0.00	1
Stuttgart	2024/07/18	08:00	1.15 EUR	0.00	1
Nasdaq	2024/07/17	22:00	1.29 USD	0.13	525
Munich	2024/07/18	08:07	1.21 EUR	0.00	1
London Stock	2022/09/13	15:31	3.2254 USD	0.01	1

Exchange	13					
Hanover	2024/07/18	08:05	1.15 EUR	0.00		1
Hamburg	2024/07/18	08:00	1.15 EUR	0.00		1
Frankfurt	2024/07/18	08:13	1.16 EUR	0.00		1
Duesseldorf	2024/07/18	08:11	1.14 EUR	0.00		1
Berlin	2024/07/18	08:11	1.18 EUR	0.00		1

Company profile

Company Logo



Company Profile

-

Contact Details

CO-DIAGNOSTICS

--

Telefon: -

Fax: -

E-mail: -