

## CO-DIAGNOSTICS INC.

ISIN: **US1897631057** WKN: **189763105**

## Overview

2022/09/13 15:31:12

Price  
3.2254 USDDifference  -36.51% (-1.85)

## General attributes

ISIN	US1897631057
Symbol	CODX
Exchange	London Stock Exchange
Currency	USD
Sector	Chemical / Pharmaceutical / Health
Security type	Stock
Market cap (m)	37 EUR
Benchmark	S&P 500

## Market data

Bid (Bid size)	-
Ask (Ask size)	-
Open	3.2254 USD
High	3.2254 USD
Low	3.2254 USD
Close (prev. day)	5.08 USD
VWAP	3.2254 USD
Volume (pcs)	2,728
Trading volume	8,798.89
Number of trades	1
Last size	2,728

## Futures and Options



Related Futures	-
Related Options	-

5Y



Information about previous performance does not guarantee future performance.  
Source: FactSet

## Recent research

on sector		on market	
Date		Headline	Download
2024/04/26		Global Equity Ratings	
2024/04/03		Global Equity Ratings	
2024/03/13		Global Equity Ratings	
2024/02/22		Global Equity Ratings	
2024/02/14		Global Equity Ratings	

## Details

2022/09/13 15:31:12

## Price

3.2254 USD

Difference  -36.51% (-1.85)

## General attributes

ISIN	US1897631057
Symbol	CODX
Exchange	London Stock Exchange
Currency	USD
Sector	Chemical / Pharmaceutical / Health
Security type	Stock
Market cap (m)	37 EUR
Benchmark	S&P 500

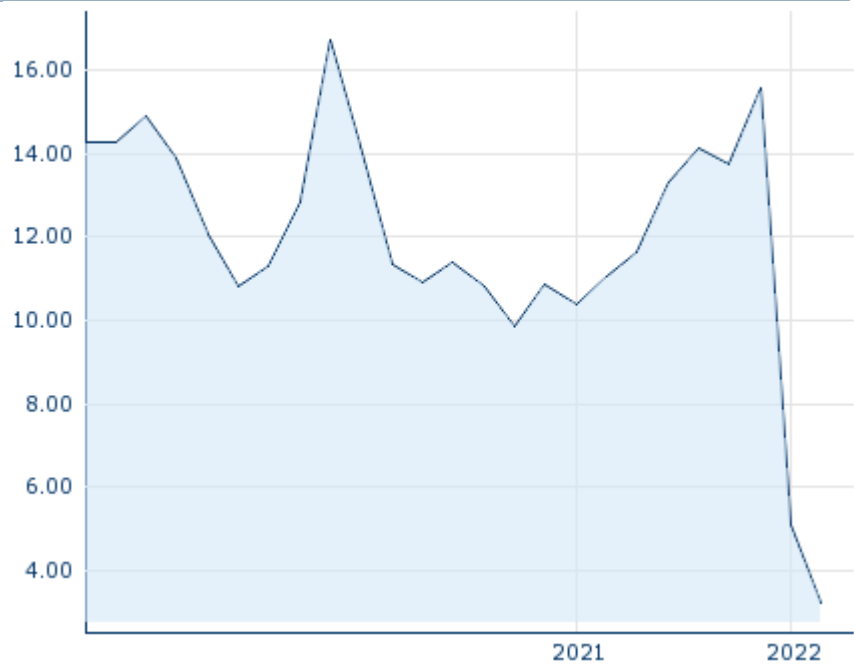
## Market data

Bid (Bid size)	-
Ask (Ask size)	-
Open	3.2254 USD
High	3.2254 USD
Low	3.2254 USD
Close (prev. day)	5.08 USD
VWAP	3.2254 USD
Volume (pcs)	2,728
Trading volume	8,798.89
Number of trades	1
Last size	2,728

## Performance and Risk

	6m	1Y	3Y
Perf (%)	-	-	-
Perf (abs.)	-	-	-
Beta	0.72	0.83	1.14
Volatility	-	-	-

5Y



Information about previous performance does not guarantee future performance.  
Source: FactSet

## Price data

Ø price 5 days   Ø volume 5 days (pcs.)	- USD (-)
Ø price 30 days   Ø volume 30 days (pcs.)	- USD (69)
Ø price 100 days   Ø volume 100 days (pcs.)	- USD (46)
Ø price 250 days   Ø volume 250 days (pcs.)	- USD (20)
YTD High   date	- USD (-)
YTD Low   date	- USD (-)
52 Weeks High   date	- USD (-)
52 Weeks Low   date	- USD (-)

## All listings for CO-DIAGNOSTICS INC.

Exchange 	Date	Time	Price	Trading volume (mio.)	Number of trades
Tradegate	2024/05/06	22:02	1.18 EUR	0.00	1
Stuttgart	2024/05/06	19:02	1.16 EUR	0.00	3
Nasdaq	2024/05/06	22:30	1.26 USD	0.06	429
Munich	2024/05/06	08:11	1.11 EUR	0.00	1
London Stock	2022/09/13	15:31	3.2254 USD	0.01	1

Exchange	13					
Hanover	2024/05/06	08:02	1.11 EUR	0.00		1
Hamburg	2024/05/06	08:02	1.11 EUR	0.00		1
Frankfurt	2024/05/06	09:24	1.11 EUR	0.00		1
Duesseldorf	2024/05/06	19:31	1.15 EUR	0.00		6
Berlin	2024/05/06	20:30	1.17 EUR	0.00		17

## Company profile

### Company Logo



### Company Profile

-

### Contact Details

CO-DIAGNOSTICS

--

----

Telefon: -

Fax: -

E-mail: -