

## CHINA MOBILE LTD.

ISIN: **HK0941009539** WKN: -

## Overview

2021/04/30 08:30:54

Price  
5.487 HKDDifference  -0.54% (-0.03)

## General attributes

ISIN	HK0941009539
Symbol	941
Exchange	Stuttgart FXplus
Currency	HKD
Sector	Telecommunications
Security type	Stock
Market cap (m)	173,974 EUR
Benchmark	HANG SENG INDEX

## Market data

Bid (Bid size)	-
Ask (Ask size)	-
Open	5.487 HKD
High	5.487 HKD
Low	5.487 HKD
Close (prev. day)	5.517 HKD
VWAP	-
Volume (pcs)	-
Trading volume	-
Number of trades	2
Last size	-

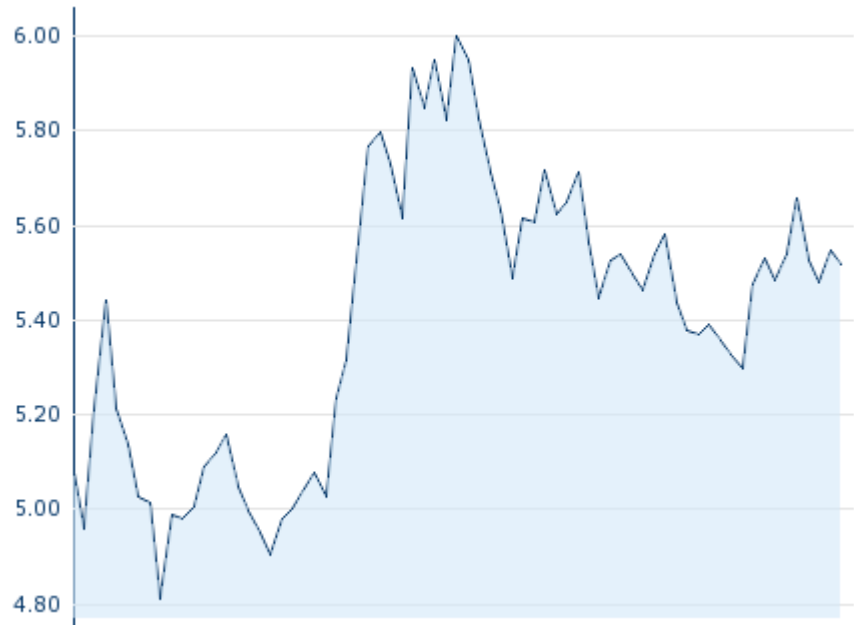
## Futures and Options

Related Futures	-
Related Options	-

## PDF Downloads



Company report: CHINA MOBILE LTD. 

5Y



Information about previous performance does not guarantee future performance.  
Source: FactSet

## Recent research

on instrument		on sector	
Date		Headline	Download
2022/05/04		Global Equity Ratings	
2022/04/27		Global Equity Ratings	
2022/04/14		Global Equity Ratings	
2022/03/29		Global Equity Ratings	
2022/03/10		Global Equity Ratings	

## Details

2021/04/30 08:30:54

## Price

5.487 HKD

Difference ▼ -0.54% (-0.03)

## General attributes

ISIN	HK0941009539
Symbol	941
Exchange	Stuttgart FXplus
Currency	HKD
Sector	Telecommunications
Security type	Stock
Market cap (m)	173,974 EUR
Benchmark	HANG SENG INDEX

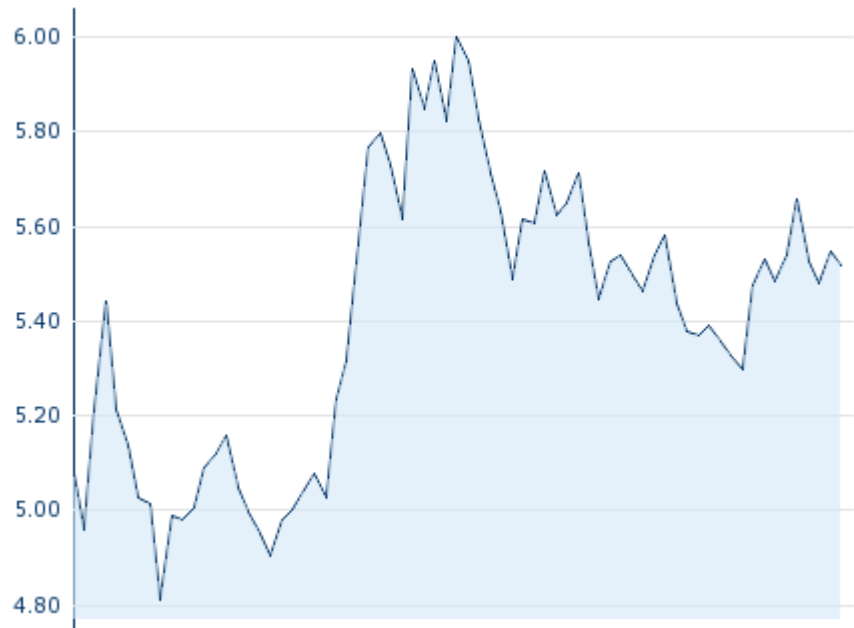
## Market data

Bid (Bid size)	-
Ask (Ask size)	-
Open	5.487 HKD
High	5.487 HKD
Low	5.487 HKD
Close (prev. day)	5.517 HKD
VWAP	-
Volume (pcs)	-
Trading volume	-
Number of trades	2
Last size	-

## Performance and Risk

	6m	1Y	3Y
Perf (%)	-	-	-
Perf (abs.)	-	-	-
Beta	0.35	0.90	0.42
Volatility	33.65	33.65	33.65

5Y



Information about previous performance does not guarantee future performance.  
Source: FactSet

## Price data

Ø price 5 days   Ø volume 5 days (pcs.)	5.545 HKD (0)
Ø price 30 days   Ø volume 30 days (pcs.)	5.513 HKD (0)
Ø price 100 days   Ø volume 100 days (pcs.)	- HKD (0)
Ø price 250 days   Ø volume 250 days (pcs.)	- HKD (0)
YTD High   date	6.000 HKD (2021/03/05)
YTD Low   date	4.811 HKD (2021/01/26)
52 Weeks High   date	6.000 HKD (2021/03/05)
52 Weeks Low   date	4.811 HKD (2021/01/26)

## All listings for CHINA MOBILE LTD.

Exchange	Date	Time	Price	Trading volume (mio.)	Number of trades
Stuttgart FXplus	2021/04/30	08:30	5.487 HKD	0.00	2
Stuttgart	2024/04/29	10:31	8.192 EUR	0.00	2
SIX Swiss Exchange	2020/02/10	17:36	8.30 CHF	0.00	1
Munich	2024/04/29	08:09	8.304 EUR	0.00	1
Hong Kong Stock	2024/04/29	10:08	69.65 HKD	-	-

Exchange	29					
Hanover	2024/04/29	08:00	8.215	EUR	0.00	1
Hamburg	2024/04/29	08:00	8.215	EUR	0.00	1
Frankfurt	2024/04/29	10:32	8.21	EUR	0.01	2
Duesseldorf	2024/04/29	09:30	8.23	EUR	0.00	2
Berlin	2024/04/29	10:05	8.283	EUR	0.00	3

## Company profile

### Company Logo



### Contact Details

CHINA MOBILE LTD.

--

60th Floor, The Center, 99 Queen's Road  
Central - - Hong Kong

Telefon: +852-3121-8888

Fax: +852-2511-9092

E-mail: -

### PDF Downloads

Company report: CHINA MOBILE LTD. [↓](#)

### Company Profile

China Mobile Ltd. operates as an investment holding company, which engages in the provision of telecommunications and other related services in Mainland China. The firm offers communications services in provinces, autonomous regions, and directly administered municipalities throughout Mainland China and in Hong Kong Special Administrative Region. Its Internet Protocol based core network is capable of supporting the GSM, TD-SCDMA, TD-LTE, and LTE FDD networks. The company was founded on September 3, 1997 and is headquartered in Hong Kong.

### Members of Management Board

Xin Dong Chairman of Managing Board

Jie Yang Member of Executive  
Committee

Pizheng Li Member of Executive  
Committee

Ronghua Li Member of Executive  
Committee

### Board of directors

Jie Yang Chairman of Supervisory  
Board

Qiang Yang Member of Supervisory  
Board

Ka Sze Lee Member of Supervisory  
Board

Kin Wah Yiu Member of Supervisory  
Board

May Yee Leung Ko Member of Supervisory  
Board

Pizheng Li Member of Supervisory  
Board

Rong Hua Li Member of Supervisory  
Board