

BIONTECH SE SP.ADRS

ISIN: **US09075V1026** WKN: **09075V102**

Overview

2024/07/18 17:30:00

Price
87.325 USD

Difference ▲ 1.42% (1.23)

General attributes

ISIN	US09075V1026
Symbol	BNTX
Exchange	London Stock Exchange European Trade Reporting
Currency	USD
Sector	Chemical / Pharmaceutical / Health
Security type	Stock
Market cap (m)	0
Benchmark	GERMANY DAX

Market data

Bid (Bid size)	85.15 USD (300)
Ask (Ask size)	89.50 USD (300)
Open	86.70 USD
High	87.34 USD
Low	87.20 USD
Close (prev. day)	86.10 USD
VWAP	87.279211 USD
Volume (pcs)	96
Trading volume	6,633.22
Number of trades	3
Last size	-

Futures and Options

Related Futures	-
Related Options	-

PDF Downloads




Company report: BIONTECH SE SP.ADRS 

5Y



Information about previous performance does not guarantee future performance.
Source: FactSet

Recent research

on sector		on market	
Date		Headline	Download
2024/07/12		Global Equity Ratings	
2024/06/21		Global Equity Ratings	
2024/06/14		Global Equity Ratings	
2024/05/29		Global Equity Ratings	
2024/04/26		Global Equity Ratings	

Details

2024/07/18 17:30:00

Price
87.325 USD

Difference ▲ 1.42% (1.23)

General attributes

ISIN	US09075V1026
Symbol	BNTX
Exchange	London Stock Exchange European Trade Reporting
Currency	USD
Sector	Chemical / Pharmaceutical / Health
Security type	Stock
Market cap (m)	0
Benchmark	GERMANY DAX

Market data

Bid (Bid size)	85.15 USD (300)
Ask (Ask size)	89.50 USD (300)
Open	86.70 USD
High	87.34 USD
Low	87.20 USD
Close (prev. day)	86.10 USD
VWAP	87.279211 USD
Volume (pcs)	96
Trading volume	6,633.22
Number of trades	3
Last size	-

Performance and Risk

	6m	1Y	3Y
Perf (%)	-9.88%	-19.85%	-61.87%
Perf (abs.)	-9.58	-21.63	-141.68
Beta	0.51	0.71	0.66
Volatility	34.58	40.67	57.29

5Y



Information about previous performance does not guarantee future performance.
Source: FactSet

Price data

Ø price 5 days Ø volume 5 days (pcs.)	85.620 USD (19)
Ø price 30 days Ø volume 30 days (pcs.)	86.237 USD (168)
Ø price 100 days Ø volume 100 days (pcs.)	90.226 USD (60)
Ø price 250 days Ø volume 250 days (pcs.)	98.076 USD (31)
YTD High date	112.450 USD (2024/01/03)
YTD Low date	78.550 USD (2024/07/02)
52 Weeks High date	124.900 USD (2023/08/31)
52 Weeks Low date	78.550 USD (2024/07/02)

Arbitrage views

Exchange ⊕	Date	Time	Price	Trading volume (mio.)	Number of trades
Xetra	2024/07/18	17:41	80.15 EUR	1.63	393
Vienna Stock Exchange	2024/07/18	17:32	79.90 EUR	0.00	6
Tradegate	2024/07/18	22:26	79.35 EUR	1.69	301
Stuttgart	2024/07/18	18:59	80.05 EUR	0.22	26
Nasdaq	2024/	22:00	86.37 USD	44.90	9,957

	07/18					
Munich	2024/ 07/18	18:51	79.95 EUR	0.01		3
London Stock Exchange European Trade Reporting	2024/ 07/18	17:30	87.325 USD	0.01		3
Hanover	2024/ 07/18	08:00	79.15 EUR	0.00		1
Hamburg	2024/ 07/18	14:25	79.30 EUR	0.02		3
Frankfurt	2024/ 07/18	19:31	79.15 EUR	0.04		12
Duesseldorf	2024/ 07/18	19:31	79.60 EUR	0.00		6
Berlin	2024/ 07/18	15:47	79.70 EUR	0.00		2

Company profile

Company Logo



Company Profile

BioNTech SE operates as immunotherapy company, which engages therapies for cancer and other serious diseases. Its product pipeline include BNT162b2, BNT161, BNT164, FixVac, iNeST, RiboMabs, CAR-T Cells, TCRs and Next-Gen CP Immunomodulators. The company was founded by Christopher Huber, Ozlem Tuercü, and Ugur Sahin on June 2, 2008 and is headquartered in Mainz, Germany.

Contact Details

BIONTECH SE

--

An der Goldgrube 12 - 55131 Mainz

Telefon: +49-6131-9084-0

Fax: +

E-mail: -

PDF Downloads

Company report: BIONTECH SE
SP.ADRS

