

TENCENT HOLDINGS LTD

ISIN: **KYG875721634** WKN: -

Overview

2024/04/26 17:01:30

Price

41.685 EUR

Difference  2.70% (1.10)

General attributes

ISIN KYG875721634

Symbol 700

Exchange Stuttgart

Currency EUR

Sector IT-Technology

Security type Stock

Market cap (m) 389,307 EUR

Benchmark MSCI WORLD INDEX (STRD, UHD)

Market data

Bid (Bid size) - (0)

Ask (Ask size) - (0)

Open 41.53 EUR

High 41.685 EUR

Low 41.21 EUR

Close (prev. day) 40.59 EUR

VWAP -

Volume (pcs) 342

Trading volume 14,203.00

Number of trades 10

Last size 30

Futures and Options

Related Futures -

Related Options -

PDF Downloads

Company report: TENCENT HOLDINGS LTD 

5Y













Information about previous performance does not guarantee future performance.

Source: FactSet

Recent research

on instrument

on sector

Date		Headline	Download
2024/04/26		Global Equity Ratings	
2024/04/03		Global Equity Ratings	
2024/03/13		Global Equity Ratings	
2024/02/22		Global Equity Ratings	
2024/02/14		Global Equity Ratings	

Details

2024/04/26 17:01:30

Price

41.685 EUR

Difference ▲ 2.70% (1.10)

General attributes

ISIN	KYG875721634
Symbol	700
Exchange	Stuttgart
Currency	EUR
Sector	IT-Technology
Security type	Stock
Market cap (m)	389,307 EUR
Benchmark	MSCI WORLD INDEX (STRD, UHD)

Market data

Bid (Bid size)	- (0)
Ask (Ask size)	- (0)
Open	41.53 EUR
High	41.685 EUR
Low	41.21 EUR
Close (prev. day)	40.59 EUR
VWAP	-
Volume (pcs)	342
Trading volume	14,203.00
Number of trades	10
Last size	30

Performance and Risk

	6m	1Y	3Y
Perf (%)	+20.13%	+3.98%	-36.83%
Perf (abs.)	+6.99	+1.60	-24.31
Beta	0.54	0.75	0.57
Volatility	34.27	31.99	44.57

5Y



Information about previous performance does not guarantee future performance.
Source: FactSet

Price data

Ø price 5 days Ø volume 5 days (pcs.)	40.263 EUR (727)
Ø price 30 days Ø volume 30 days (pcs.)	36.288 EUR (830)
Ø price 100 days Ø volume 100 days (pcs.)	34.670 EUR (973)
Ø price 250 days Ø volume 250 days (pcs.)	36.778 EUR (659)
YTD High date	41.685 EUR (2024/04/26)
YTD Low date	30.470 EUR (2024/01/22)
52 Weeks High date	42.220 EUR (2023/06/16)
52 Weeks Low date	30.470 EUR (2024/01/22)

All listings for TENCENT HOLDINGS LTD

Exchange 📍	Date	Time	Price	Trading volume (mio.)	Number of trades
Vienna Stock Exchange	2024/04/26	17:32	41.435 EUR	0.00	2
Tradegate	2024/04/26	22:26	41.60 EUR	1.04	163
Stuttgart	2024/04/26	17:01	41.685 EUR	0.01	10
Munich	2024/04/26	18:52	41.62 EUR	0.01	3
Hong Kong Stock	2024/04/26	10:08	348.40 HKD	-	-

Exchange	26					
Hanover	2024/04/ 26	14:26	41.375	EUR	0.01	2
Hamburg	2024/04/ 26	08:00	41.585	EUR	0.00	3
Frankfurt	2024/04/ 26	19:01	41.79	EUR	0.30	28
FINRA other OTC Issues	2024/04/ 26	21:56	44.445	USD	0.24	64
Duesseldorf	2024/04/ 26	19:30	41.225	EUR	0.00	7
Berlin	2024/04/ 26	08:11	41.545	EUR	0.00	2

Company profile

Company Logo



Contact Details

TENCENT HOLDINGS LTD.

--

Tencent Binhai Towers, No. 33 Haitian 2nd Road - 518054 Shenzhen

Telefon: +86-755-8601-3388

Fax: +

E-mail: -

PDF Downloads

Company report: TENCENT HOLDINGS LTD

Company Profile

Tencent Holdings Ltd. provides value-added services, online advertising services, and fintech and business services. It operates through the following segments: Value-Added Services, FinTech and Business Services, Online Advertising, and Others. The Value-Added Services segment is involved in online and mobile games, community value-added services, and applications across various Internet and mobile platforms. The FinTech and Business Services segment offers fintech and cloud services, which include commissions from payment, wealth management and other services. The Online Advertising segment refers to the display based and performance-based advertisements. The Other segment is composed of trademark licensing, software development services, software sales, and other services. The company was founded by Yi Dan Chen, Hua Teng Ma, Chen Ye Xu, Li Qing Zeng, and Zhi Dong Zhang on November 11, 1998, and is headquartered in Shenzhen, China.

Members of Management Board

Huateng Ma	Chairman of Managing Board
Chenye Xu	Member of Executive Committee
Chi Ping Martin Lau	Member of Executive Committee
Dan Xi	Member of Executive Committee
David A.M. Wallerstein	Member of Executive Committee
Davis Lin	Member of Executive Committee
James Gordon Mitchell	Member of Executive Committee
John Shek Hon Lo	Member of Executive Committee
Kaitian Guo	Member of Executive Committee
Kwok Yeung	Member of Executive Committee
Shan Lu	Member of Executive Committee
Tao Sang Tong	Member of Executive Committee
Xiaolong Zhang	Member of Executive Committee
Xiaoyi Ma	Member of Executive Committee
Yushin Ren	Member of Executive Committee

Board of directors

Xiu Lan Zhang	Member of Supervisory Board
Charles Searle	Member of Supervisory Board
Dong Sheng Li	Member of Supervisory Board
Ian Stone	Member of Supervisory Board
Jacobus Petrus Bekker	Member of Supervisory Board
Siu Shun Yang	Member of Supervisory Board
Yang Ke	Member of Supervisory Board