


TENCENT HLDGS LTD

ISIN: KYG875721634 WKN: -


Overview

2024/10/18 16:33:58		
Price	50.80 EUR	
Difference		4.01% (1.96)

General attributes	
ISIN	KYG875721634
Symbol	700
Exchange	Munich
Currency	EUR
Sector	IT-Technology
Security type	Stock
Market cap (m)	470,689 EUR
Benchmark	MSCI WORLD INDEX (STRD, UHD)

Market data	
Bid (Bid size)	-
Ask (Ask size)	-
Open	50.72 EUR
High	50.80 EUR
Low	50.72 EUR
Close (prev. day)	48.84 EUR
VWAP	50.80 EUR
Volume (pcs)	50
Trading volume	2,540.00
Number of trades	2
Last size	50











Futures and Options	
Related Futures	-
Related Options	-

PDF Downloads	
Company report: TENCENT HLDGS LTD	




Information about previous performance does not guarantee future performance.
Source: FactSet

Recent research

on instrument		on sector	
Date		Headline	Download
2024/09/27		Global Equity Ratings	
2024/09/11		Global Equity Ratings	
2024/09/05		Global Equity Ratings	
2024/08/12		Global Equity Ratings	
2024/07/24		Global Equity Ratings	

Details

2024/10/18 16:33:58		
Price	50.80 EUR	
Difference		4.01% (1.96)

General attributes	
ISIN	KYG875721634
Symbol	700
Exchange	Munich
Currency	EUR
Sector	IT-Technology
Security type	Stock
Market cap (m)	470,689 EUR
Benchmark	MSCI WORLD INDEX (STRD, UHD)

Market data	
Bid (Bid size)	-
Ask (Ask size)	-
Open	50.72 EUR
High	50.80 EUR
Low	50.72 EUR
Close (prev. day)	48.84 EUR
VWAP	50.80 EUR
Volume (pcs)	50
Trading volume	2,540.00
Number of trades	2
Last size	50

Performance and Risk			
	6m	1Y	3Y
Perf (%)	+39.27%	+39.60%	-8.52%
Perf (abs.)	+14.33	+14.41	-4.73
Beta	0.69	0.55	0.58
Volatility	33.82	33.05	42.29



Information about previous performance does not guarantee future performance.
Source: FactSet

Price data	
Ø price 5 days Ø volume 5 days (pcs.)	49.94 EUR (387)
Ø price 30 days Ø volume 30 days (pcs.)	48.37 EUR (416)
Ø price 100 days Ø volume 100 days (pcs.)	45.21 EUR (371)
Ø price 250 days Ø volume 250 days (pcs.)	40.08 EUR (430)
YTD High date	56.26 EUR (2024/10/07)
YTD Low date	30.66 EUR (2024/01/22)
52 Weeks High date	56.26 EUR (2024/10/07)
52 Weeks Low date	30.66 EUR (2024/01/22)

All listings for TENCENT HLDGS LTD					
Exchange 	Date	Time	Price	Trading volume (mio.)	Number of trades
Vienna Stock Exchange	2024/10/18	17:32	50.91 EUR	0.00	4
Tradegate	2024/10/18	22:26	50.65 EUR	1.84	281
Stuttgart	2024/10/18	20:39	50.89 EUR	0.10	11
Munich	2024/10/18	16:33	50.80 EUR	0.00	2
Hong Kong Stock	2024/10/	10:08	430.80 HKD	-	-

Exchange	18					
Hanover	2024/10/18	13:22	48.30	EUR	0.00	1
Hamburg	2024/10/18	13:21	50.63	EUR	0.00	1
Frankfurt	2024/10/18	19:07	50.69	EUR	0.70	61
FINRA other OTC Issues	2024/10/18	21:18	55.46	USD	0.10	28
Duesseldorf	2024/10/18	19:30	50.55	EUR	0.00	7
Berlin	2024/10/18	08:06	50.72	EUR	0.00	2

Company profile

Company Logo



Contact Details

TENCENT HOLDINGS LTD.

- -

Tencent Binhai Towers, No. 33 Haitian 2nd Road - 518054 Shenzhen

Telefon: +86-755-8601-3388

Fax: +

E-mail: -

PDF Downloads

Company report: TENCENT HLDGS LTD



Company Profile

Tencent Holdings Ltd. provides value-added services, online advertising services, and fintech and business services. It operates through the following segments: Value-Added Services, FinTech and Business Services, Online Advertising, and Others. The Value-Added Services segment is involved in online and mobile games, community value-added services, and applications across various Internet and mobile platforms. The FinTech and Business Services segment offers fintech and cloud services, which include commissions from payment, wealth management and other services. The Online Advertising segment refers to the display based and performance-based advertisements. The Other segment is composed of trademark licensing, software development services, software sales, and other services. The company was founded by Yi Dan Chen, Hua Teng Ma, Chen Ye Xu, Li Qing Zeng, and Zhi Dong Zhang on November 11, 1998, and is headquartered in Shenzhen, China.

Members of Management Board

Huateng Ma	Chairman of Managing Board
Chenye Xu	Member of Executive Committee
Chi Ping Martin Lau	Member of Executive Committee
Dan Xi	Member of Executive Committee
Davis Lin	Member of Executive Committee
James Gordon Mitchell	Member of Executive Committee
John Shek Hon Lo	Member of Executive Committee
Kaitian Guo	Member of Executive Committee
Kwok Yeung	Member of Executive Committee
Shan Lu	Member of Executive Committee
Tao Sang Tong	Member of Executive Committee
Xiaolong Zhang	Member of Executive Committee
Xiaoyi Ma	Member of Executive Committee
Yushin Ren	Member of Executive Committee

Board of directors

Xiu Lan Zhang	Member of Supervisory Board
Charles Searle	Member of Supervisory Board
Dong Sheng Li	Member of Supervisory Board
Ian Stone	Member of Supervisory Board
Jacobus Petrus Bekker	Member of Supervisory Board
Justin Yuan	Member of Supervisory Board
Siu Shun Yang	Member of Supervisory Board
Yang Ke	Member of Supervisory Board