
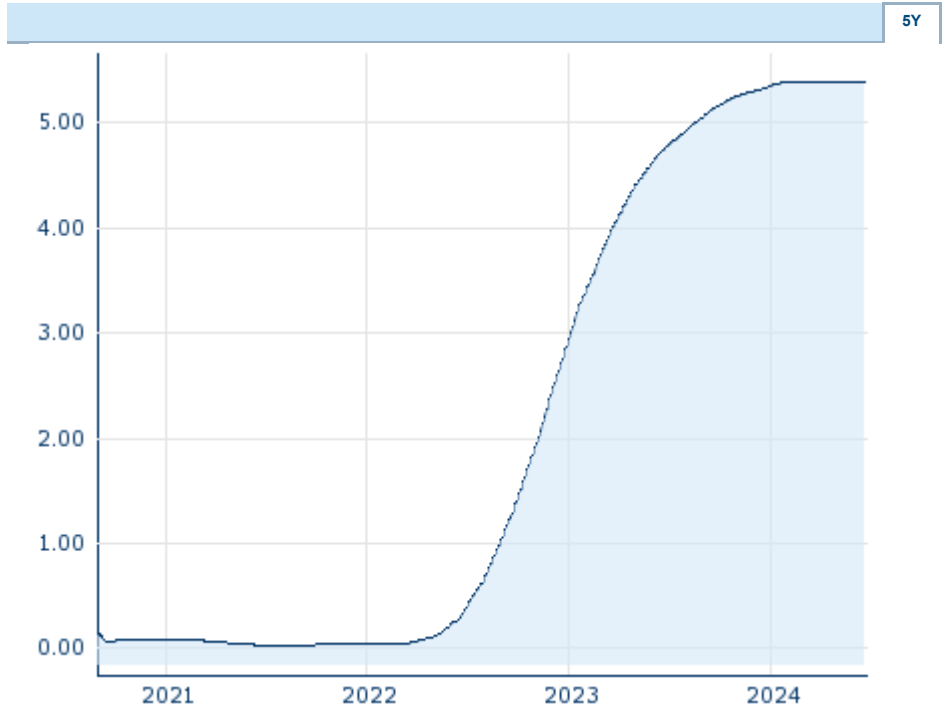


# USD SECURED OVERNIGHT FINANCING RATE (SOFR) 180 DAYS AVERAGE

ISIN: -











|                             |                   |   |             |
|-----------------------------|-------------------|---|-------------|
| 2024/06/21 14:00:00         |                   |   |             |
| <b>Price</b>                |                   |   |             |
| 5.38892 %                   |                   |   |             |
| <b>Difference</b>           |                   |  | 0.00 (0 Bp) |
| <b>General attributes</b>   |                   |   |             |
| ISIN                        | -                 |   |             |
| Symbol                      | -.OTD             |   |             |
| Exchange                    | OTC Data Services |   |             |
| Security type               | Interest rate     |   |             |
| <b>Market data</b>          |                   |   |             |
| Open                        | 5.38892%          |   |             |
| Close (prev. day)           | 5.38891%          |   |             |
| <b>Performance and Risk</b> |                   |   |             |
|                             | 6m                | 1Y  | 3Y          |
| Perf (%)                    | +1.05%            | +13.68%   | +17,568.56% |
| Perf (abs.)                 | +0.06             | +0.65   | +5.36       |
| Beta                        | -                 | -   | -           |
| Volatility                  | 0.36              | 1.09  | 20.48       |
| <b>Futures and Options</b>  |                   |   |             |
| Related Futures             | -                 |   |             |
| Related Options             | -                 |   |             |



Information about previous performance does not guarantee future performance.  
Source: FactSet

|   |                        |
|---|------------------------|
| <b>Price data</b>                           |                        |
| Ø price 5 days   Ø volume 5 days (pcs.)     | 5.38875 % (0)          |
| Ø price 30 days   Ø volume 30 days (pcs.)   | 5.38880 % (0)          |
| Ø price 100 days   Ø volume 100 days (pcs.) | 5.38932 % (0)          |
| Ø price 250 days   Ø volume 250 days (pcs.) | 5.35538 % (0)          |
| YTD High   date                             | 5.39029 % (2024/04/25) |
| YTD Low   date                              | 5.35436 % (2024/01/02) |
| 52 Weeks High   date                        | 5.39029 % (2024/04/25) |
| 52 Weeks Low   date                         | 4.74488 % (2023/06/21) |

**Recent research**

| on market  |   |   |   |
|------------|---|---|---|
| Date       |   | Headline  | Download  |
| 2024/06/21 |  | Week Ahead  |  |
| 2024/06/21 |  | Ranní restart   |  |
| 2024/06/20 |  | Bosnia and Herzegovina   Growth to remain subdued ... |  |
| 2024/06/20 |  | Ranní restart   |  |
| 2024/06/19 |  | Ranní restart   |  |