

WEST AFRICAN RESOURCES LTD

ISIN: AU000000WAF6 WKN: WAF

Overview

2024/04/23 08:02:21

Price

0.794 EUR

Difference  -0.63% (-0.01)

General attributes

ISIN AU000000WAF6

Symbol WAF

Exchange Munich

Currency EUR

Sector Energy / Commodities

Security type Stock

Market cap (m) 802 EUR

Benchmark ASX ALL ORDINARIES INDEX

Market data

Bid (Bid size) 0.76 EUR (5,000)

Ask (Ask size) 0.793 EUR (5,000)

Open 0.794 EUR

High 0.794 EUR

Low 0.794 EUR

Close (prev. day) 0.799 EUR

VWAP 0.8075 EUR

Volume (pcs) 0

Trading volume 0.00

Number of trades 1

Last size 0

Futures and Options

Related Futures -

Related Options -

5Y










Information about previous performance does not guarantee future performance.

Source: FactSet

Recent research

on sector

Date	Headline	Download
2024/04/23	 Akciové trhy - denní zpráva	
2024/04/22	 Akciové trhy - denní zpráva	
2024/04/19	 Akciové trhy - denní zpráva	
2024/04/18	 Akciové trhy - denní zpráva	
2024/04/17	 Akciové trhy - denní zpráva	

Details

2024/04/23 08:02:21

Price

0.794 EUR

Difference ▼ -0.63% (-0.01)

General attributes

ISIN	AU000000WAF6
Symbol	WAF
Exchange	Munich
Currency	EUR
Sector	Energy / Commodities
Security type	Stock
Market cap (m)	802 EUR
Benchmark	ASX ALL ORDINARIES INDEX

Market data

Bid (Bid size)	0.76 EUR (5,000)
Ask (Ask size)	0.793 EUR (5,000)
Open	0.794 EUR
High	0.794 EUR
Low	0.794 EUR
Close (prev. day)	0.799 EUR
VWAP	0.8075 EUR
Volume (pcs)	0
Trading volume	0.00
Number of trades	1
Last size	0

Performance and Risk

	6m	1Y	3Y
Perf (%)	+78.07%	+27.76%	+24.84%
Perf (abs.)	+0.35	+0.17	+0.16
Beta	2.18	1.98	1.45
Volatility	36.71	31.42	32.50

5Y



Information about previous performance does not guarantee future performance.
Source: FactSet

Price data

Ø price 5 days Ø volume 5 days (pcs.)	0.804 EUR (2,250)
Ø price 30 days Ø volume 30 days (pcs.)	0.722 EUR (502)
Ø price 100 days Ø volume 100 days (pcs.)	0.607 EUR (151)
Ø price 250 days Ø volume 250 days (pcs.)	0.547 EUR (80)
YTD High date	0.861 EUR (2024/04/12)
YTD Low date	0.515 EUR (2024/02/14)
52 Weeks High date	0.861 EUR (2024/04/12)
52 Weeks Low date	0.411 EUR (2023/10/06)

All listings for WEST AFRICAN RESOURCES LTD

Exchange <input type="checkbox"/>	Date	Time	Price	Trading volume (mio.)	Number of trades
Tradegate	2024/04/23	15:17	0.7545 EUR	0.00	2
Stuttgart	2024/04/23	08:13	0.7605 EUR	0.00	1
Munich	2024/04/23	08:02	0.794 EUR	0.00	1
Frankfurt	2024/04/23	08:13	0.76 EUR	0.00	1
FINRA other OTC	2024/	19:24	0.98 USD	0.00	2

Issues	04/18					
Duesseldorf	2024/ 04/23	16:30	0.753 EUR	0.00		4
Berlin	2024/ 04/23	16:40	0.7765 EUR	0.00		6
Australian Securities Exchange	2024/ 04/23	08:10	1.29 AUD	6.20		3,795

Company profile

Company Logo



Company Profile

-

Contact Details

WEST AFRICAN RESOURCES

--

Telefon: -

Fax: -

E-mail: -