

## ORLA MINING LTD.

ISIN: CA68634K1066 WKN: -

## Overview

2024/09/03 22:02:11

Price

3.592 EUR

Difference  -5.37% (-0.20)

## General attributes

ISIN	CA68634K1066
Symbol	OLA
Exchange	Tradegate
Currency	EUR
Sector	Energy / Commodities
Security type	Stock
Market cap (m)	1,149 EUR
Benchmark	S&P/TSX 60 INDEX

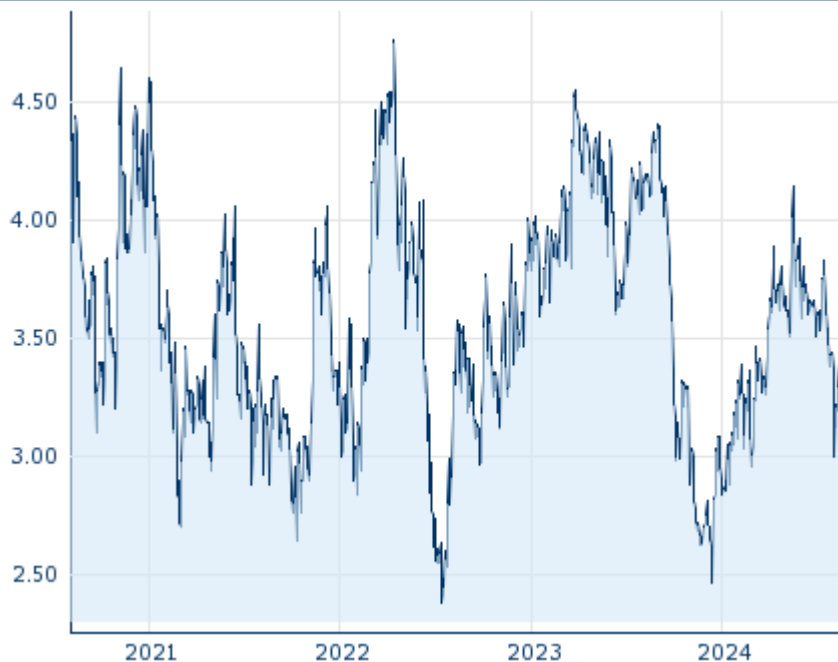
## Market data

Bid (Bid size)	3.56 EUR (1,000)
Ask (Ask size)	3.622 EUR (1,000)
Open	3.592 EUR
High	3.592 EUR
Low	3.592 EUR
Close (prev. day)	3.796 EUR
VWAP	3.81 EUR
Volume (pcs)	-
Trading volume	-
Number of trades	1
Last size	-

## Futures and Options


Related Futures	-
Related Options	-

5Y



Information about previous performance does not guarantee future performance.  
Source: FactSet

## Recent research

on sector		
Date	Headline	Download
2024/09/03	 Akciové trhy - denní zpráva	
2024/09/02	 Akciové trhy - denní zpráva	
2024/08/30	 Akciové trhy - denní zpráva	
2024/08/29	 Akciové trhy - denní zpráva	
2024/08/28	 Akciové trhy - denní zpráva	

## Details

2024/09/03 22:02:11

## Price

3.592 EUR

Difference ▼ -5.37% (-0.20)

## General attributes

ISIN	CA68634K1066
Symbol	OLA
Exchange	Tradegate
Currency	EUR
Sector	Energy / Commodities
Security type	Stock
Market cap (m)	1,149 EUR
Benchmark	S&P/TSX 60 INDEX

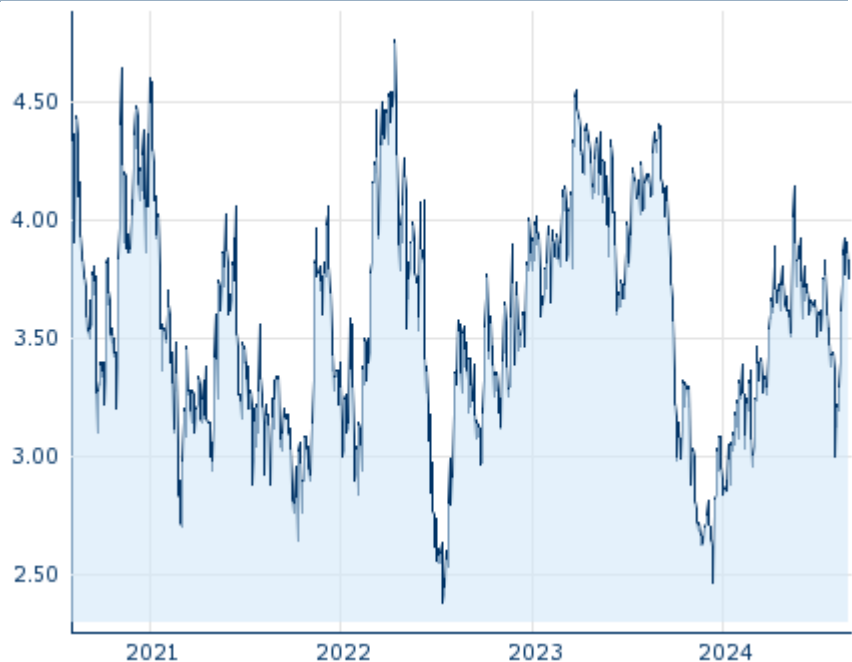
## Market data

Bid (Bid size)	3.56 EUR (1,000)
Ask (Ask size)	3.622 EUR (1,000)
Open	3.592 EUR
High	3.592 EUR
Low	3.592 EUR
Close (prev. day)	3.796 EUR
VWAP	3.81 EUR
Volume (pcs)	-
Trading volume	-
Number of trades	1
Last size	-

## Performance and Risk

	6m	1Y	3Y
Perf (%)	+18.70%	-13.53%	+14.34%
Perf (abs.)	+0.60	-0.59	+0.48
Beta	1.76	1.70	1.35
Volatility	39.04	44.15	52.33

5Y



Information about previous performance does not guarantee future performance.  
Source: FactSet

## Price data

Ø price 5 days   Ø volume 5 days (pcs.)	3.809 EUR (340)
Ø price 30 days   Ø volume 30 days (pcs.)	3.540 EUR (1,247)
Ø price 100 days   Ø volume 100 days (pcs.)	3.653 EUR (799)
Ø price 250 days   Ø volume 250 days (pcs.)	3.360 EUR (1,321)
YTD High   date	4.170 EUR (2024/05/21)
YTD Low   date	2.834 EUR (2024/01/03)
52 Weeks High   date	4.474 EUR (2023/09/05)
52 Weeks Low   date	2.428 EUR (2023/12/12)

## All listings for ORLA MINING LTD.

Exchange	Date	Time	Price	Trading volume (mio.)	Number of trades
Tradegate	2024/09/03	22:02	3.592 EUR	0.00	1
Toronto Stock Exchange	2024/09/03	22:00	5.36 CAD	0.78	808
Stuttgart	2024/09/03	21:44	3.556 EUR	0.00	7
NYSE MKT	2024/09/03	22:00	3.95 USD	0.83	1,959
Munich	2024/09/03	21:55	3.558 EUR	0.00	4

	03						
Frankfurt	2024/09/03	08:10	3.688	EUR	0.00		1
Duesseldorf	2024/09/03	19:32	3.568	EUR	0.00		7
Berlin	2024/09/03	21:00	3.586	EUR	0.00		10

## Company profile

### Company Logo



### Company Profile

-

### Contact Details

ORLA MINING

--

----

Telefon: -

Fax: -

E-mail: -