

ALIBABA HEALTH INFORMATION TECHNOLOGY LTD

ISIN: **BMG0171K1018** WKN: -

Overview

2024/05/06 08:00:07

5Y

Price

0.3713 EUR

Difference  -3.66% (-0.01)

General attributes

ISIN BMG0171K1018

Symbol 241

Exchange Munich

Currency EUR

Sector Chemical / Pharmaceutical / Health

Security type Stock

Market cap (m) 6,087 EUR

Benchmark MSCI WORLD INDEX (STRD, UHD)

Market data

Bid (Bid size) -

Ask (Ask size) -

Open 0.3713 EUR

High 0.3713 EUR

Low 0.3713 EUR

Close (prev. day) 0.3854 EUR

VWAP 0.3363 EUR

Volume (pcs) 0

Trading volume 0.00

Number of trades 2

Last size 0

Futures and Options

Related Futures -

Related Options -













Information about previous performance does not guarantee future performance.

Source: FactSet

Recent research

on sector

Date		Headline	Download
2024/04/26		Global Equity Ratings	
2024/04/03		Global Equity Ratings	
2024/03/13		Global Equity Ratings	
2024/02/22		Global Equity Ratings	
2024/02/14		Global Equity Ratings	

Details

2024/05/06 08:00:07

Price

0.3713 EUR

Difference ▼ -3.66% (-0.01)

General attributes

ISIN	BMG0171K1018
Symbol	241
Exchange	Munich
Currency	EUR
Sector	Chemical / Pharmaceutical / Health
Security type	Stock
Market cap (m)	6,087 EUR
Benchmark	MSCI WORLD INDEX (STRD, UHD)

Market data

Bid (Bid size)	-
Ask (Ask size)	-
Open	0.3713 EUR
High	0.3713 EUR
Low	0.3713 EUR
Close (prev. day)	0.3854 EUR
VWAP	0.3363 EUR
Volume (pcs)	0
Trading volume	0.00
Number of trades	2
Last size	0

Performance and Risk

	6m	1Y	3Y
Perf (%)	-34.65%	-39.39%	-84.71%
Perf (abs.)	-0.20	-0.24	-2.06
Beta	1.60	1.53	0.76
Volatility	51.57	48.68	65.45

5Y



Information about previous performance does not guarantee future performance.
Source: FactSet

Price data

Ø price 5 days Ø volume 5 days (pcs.)	0.3675 EUR (0)
Ø price 30 days Ø volume 30 days (pcs.)	0.3436 EUR (198)
Ø price 100 days Ø volume 100 days (pcs.)	0.3867 EUR (213)
Ø price 250 days Ø volume 250 days (pcs.)	0.4841 EUR (113)
YTD High date	0.4747 EUR (2024/01/02)
YTD Low date	0.3043 EUR (2024/04/19)
52 Weeks High date	0.6330 EUR (2023/08/01)
52 Weeks Low date	0.3043 EUR (2024/04/19)

All listings for ALIBABA HEALTH INFORMATION TECHNOLOGY LTD

Exchange	Date	Time	Price	Trading volume (mio.)	Number of trades
Tradegate	2024/05/06	22:26	0.3782 EUR	0.01	8
Stuttgart	2024/05/06	10:33	0.3721 EUR	0.00	4
Munich	2024/05/06	08:00	0.3713 EUR	0.00	2
Hong Kong Stock Exchange	2024/05/07	05:50	3.08 HKD	-	-
Hanover	2024/05/06	08:02	0.3711 EUR	0.00	3

	06						
Frankfurt	2024/05/06	08:04	0.3711	EUR	0.00		2
FINRA other OTC Issues	2024/05/06	16:58	0.422	USD	0.00		1
Duesseldorf	2024/05/06	19:30	0.3694	EUR	0.00		7
Berlin	2024/05/06	21:05	0.3763	EUR	0.00		8

Company profile

Company Logo

Company Profile

Contact Details

ALIBABA HEALTH INFORMATION TECH

--

Telefon: -

Fax: -

E-mail: -