

ALIBABA HEALTH INFORMATION TECHNOLOGY LTD

ISIN: **BMG0171K1018** WKN: -

Overview

2024/04/26 08:00:11

5Y

Price

0.3409 EUR

Difference  7.37% (0.02)

General attributes

ISIN BMG0171K1018

Symbol 241

Exchange Munich

Currency EUR

Sector Chemical / Pharmaceutical / Health

Security type Stock

Market cap (m) 5,652 EUR

Benchmark MSCI WORLD INDEX (STRD, UHD)

Market data

Bid (Bid size) -

Ask (Ask size) -

Open 0.3409 EUR

High 0.3409 EUR

Low 0.3409 EUR

Close (prev. day) 0.3175 EUR

VWAP 0.3363 EUR

Volume (pcs) 0

Trading volume 0.00

Number of trades 2

Last size 0

Futures and Options

Related Futures -

Related Options -













Information about previous performance does not guarantee future performance.

Source: FactSet

Recent research

on sector

Date	Headline	Download
2024/04/26	 Global Equity Ratings	
2024/04/03	 Global Equity Ratings	
2024/03/13	 Global Equity Ratings	
2024/02/22	 Global Equity Ratings	
2024/02/14	 Global Equity Ratings	

Details

2024/04/26 08:00:11

Price

0.3409 EUR

Difference ▲ 7.37% (0.02)

General attributes

ISIN	BMG0171K1018
Symbol	241
Exchange	Munich
Currency	EUR
Sector	Chemical / Pharmaceutical / Health
Security type	Stock
Market cap (m)	5,652 EUR
Benchmark	MSCI WORLD INDEX (STRD, UHD)

Market data

Bid (Bid size)	-
Ask (Ask size)	-
Open	0.3409 EUR
High	0.3409 EUR
Low	0.3409 EUR
Close (prev. day)	0.3175 EUR
VWAP	0.3363 EUR
Volume (pcs)	0
Trading volume	0.00
Number of trades	2
Last size	0

Performance and Risk

	6m	1Y	3Y
Perf (%)	-33.16%	-46.72%	-86.57%
Perf (abs.)	-0.17	-0.30	-2.20
Beta	1.27	1.43	0.74
Volatility	49.92	47.45	65.06

5Y



Information about previous performance does not guarantee future performance.
Source: FactSet

Price data

Ø price 5 days Ø volume 5 days (pcs.)	0.3206 EUR (0)
Ø price 30 days Ø volume 30 days (pcs.)	0.3477 EUR (198)
Ø price 100 days Ø volume 100 days (pcs.)	0.3933 EUR (213)
Ø price 250 days Ø volume 250 days (pcs.)	0.4884 EUR (113)
YTD High date	0.4747 EUR (2024/01/02)
YTD Low date	0.3043 EUR (2024/04/19)
52 Weeks High date	0.6330 EUR (2023/08/01)
52 Weeks Low date	0.3043 EUR (2024/04/19)

All listings for ALIBABA HEALTH INFORMATION TECHNOLOGY LTD

Exchange ⊕	Date	Time	Price	Trading volume (mio.)	Number of trades
Tradegate	2024/04/26	22:26	0.3522 EUR	0.03	14
Stuttgart	2024/04/26	10:33	0.3444 EUR	0.00	6
Munich	2024/04/26	08:00	0.3409 EUR	0.00	2
Hong Kong Stock Exchange	2024/04/26	10:08	2.95 HKD	-	-
Hanover	2024/04/26	08:00	0.3409 EUR	0.00	3

	26						
Frankfurt	2024/04/26	08:03	0.3409	EUR	0.00		2
FINRA other OTC Issues	2024/04/22	15:30	0.3505	USD	0.00		1
Duesseldorf	2024/04/26	19:30	0.3454	EUR	0.00		7
Berlin	2024/04/26	21:05	0.3528	EUR	0.00		8

Company profile

Company Logo

Company Profile

Contact Details

ALIBABA HEALTH INFORMATION TECH

--

Telefon: -

Fax: -

E-mail: -