

## ALIBABA HEALTH INFORMATION TECHNOLOGY LTD

ISIN: **BMG0171K1018** WKN: -

## Overview

2024/04/19 08:00:33

Price  
0.3043 EURDifference  -1.84% (-0.01)

## General attributes

ISIN	BMG0171K1018
Symbol	241
Exchange	Munich
Currency	EUR
Sector	Chemical / Pharmaceutical / Health
Security type	Stock
Market cap (m)	5,041 EUR
Benchmark	MSCI WORLD INDEX (STRD, UHD)

## Market data

Bid (Bid size)	-
Ask (Ask size)	-
Open	0.3043 EUR
High	0.3043 EUR
Low	0.3043 EUR
Close (prev. day)	0.31 EUR
VWAP	0.3363 EUR
Volume (pcs)	0
Trading volume	0.00
Number of trades	2
Last size	0

## Futures and Options

Related Futures	-
Related Options	-











5Y



Information about previous performance does not guarantee future performance.  
Source: FactSet

## Recent research

on sector

Date		Headline	Download
2024/04/03		Global Equity Ratings	
2024/03/13		Global Equity Ratings	
2024/02/22		Global Equity Ratings	
2024/02/14		Global Equity Ratings	
2024/01/23		Global Equity Ratings	

## Details

2024/04/19 08:00:33

## Price

0.3043 EUR

Difference ▼ -1.84% (-0.01)

## General attributes

ISIN BMG0171K1018

Symbol 241

Exchange Munich

Currency EUR

Sector Chemical / Pharmaceutical / Health

Security type Stock

Market cap (m) 5,041 EUR

Benchmark MSCI WORLD INDEX (STRD, UHD)

## Market data

Bid (Bid size) -

Ask (Ask size) -

Open 0.3043 EUR

High 0.3043 EUR

Low 0.3043 EUR

Close (prev. day) 0.31 EUR

VWAP 0.3363 EUR

Volume (pcs) 0

Trading volume 0.00

Number of trades 2

Last size 0

## Performance and Risk

	6m	1Y	3Y
Perf (%)	-43.04%	-52.63%	-87.60%
Perf (abs.)	-0.23	-0.34	-2.15
Beta	1.22	1.45	0.74
Volatility	50.06	47.19	64.99

5Y



Information about previous performance does not guarantee future performance.  
Source: FactSet

## Price data

Ø price 5 days   Ø volume 5 days (pcs.)	0.3130 EUR (20)
Ø price 30 days   Ø volume 30 days (pcs.)	0.3587 EUR (384)
Ø price 100 days   Ø volume 100 days (pcs.)	0.4035 EUR (213)
Ø price 250 days   Ø volume 250 days (pcs.)	0.4942 EUR (113)
YTD High   date	0.4747 EUR (2024/01/02)
YTD Low   date	0.3043 EUR (2024/04/19)
52 Weeks High   date	0.6400 EUR (2023/04/20)
52 Weeks Low   date	0.3043 EUR (2024/04/19)

## All listings for ALIBABA HEALTH INFORMATION TECHNOLOGY LTD

Exchange <input type="checkbox"/>	Date	Time	Price	Trading volume (mio.)	Number of trades
Tradegate	2024/04/19	22:26	0.3154 EUR	0.00	3
Stuttgart	2024/04/19	21:52	0.3108 EUR	0.00	6
Munich	2024/04/19	08:00	0.3043 EUR	0.00	2
Hong Kong Stock Exchange	2024/04/19	10:08	2.61 HKD	-	-
Hanover	2024/04/19	08:01	0.3044 EUR	0.00	3

	19						
Frankfurt	2024/04/19	08:06	0.3043	EUR	0.00		2
FINRA other OTC Issues	2024/04/17	16:40	0.3232	USD	0.00		2
Duesseldorf	2024/04/19	19:30	0.3095	EUR	0.00		7
Berlin	2024/04/19	21:05	0.3152	EUR	0.00		8

## Company profile

### Company Logo

### Company Profile

#### Contact Details

ALIBABA HEALTH INFORMATION TECH

--

----

Telefon: -

Fax: -

E-mail: -