

ANNEXON INC COM USD0.001

ISIN: **US03589W1027** WKN: **03589W102**

Overview

2024/07/17 19:10:40

Price
5.85 USDDifference  -5.34% (-0.33)

General attributes

ISIN	US03589W1027
Symbol	ANNX
Exchange	Nasdaq
Currency	USD
Sector	-
Security type	Stock
Market cap (m)	598 EUR
Benchmark	S&P 500

Market data

Bid (Bid size)	5.85 USD (100)
Ask (Ask size)	5.86 USD (100)
Open	6.10 USD
High	6.24 USD
Low	5.66 USD
Close (prev. day)	6.18 USD
VWAP	5.886301 USD
Volume (pcs)	750,322
Trading volume	4,416,479.87
Number of trades	5,338
Last size	100

Futures and Options




Related Futures	-
Related Options	-

5Y



Information about previous performance does not guarantee future performance.
Source: FactSet

Recent research

on market		
Date	Headline	Download
2024/07/12	 Global Equity Ratings	
2024/07/08	 Akciové trhy - denní zpráva	
2024/07/03	 Global Strategy 3Q 2024	
2024/06/21	 Global Equity Ratings	
2024/05/29	 Global Equity Ratings	

Details

2024/07/17 19:10:40

Price

5.85 USD

 Difference ▼ -5.34% (-0.33)

General attributes

ISIN	US03589W1027
Symbol	ANNX
Exchange	Nasdaq
Currency	USD
Sector	-
Security type	Stock
Market cap (m)	598 EUR
Benchmark	S&P 500

Market data

Bid (Bid size)	5.85 USD (100)
Ask (Ask size)	5.86 USD (100)
Open	6.10 USD
High	6.24 USD
Low	5.66 USD
Close (prev. day)	6.18 USD
VWAP	5.886301 USD
Volume (pcs)	750,322
Trading volume	4,416,479.87
Number of trades	5,338
Last size	100

Performance and Risk

	6m	1Y	3Y
Perf (%)	+40.14%	+67.93%	-73.12%
Perf (abs.)	+1.77	+2.50	-16.81
Beta	0.89	1.23	1.06
Volatility	102.94	97.99	105.09

5Y



Information about previous performance does not guarantee future performance.
Source: FactSet

Price data

Ø price 5 days Ø volume 5 days (pcs.)	5.79 USD (2,167,931)
Ø price 30 days Ø volume 30 days (pcs.)	5.33 USD (4,411,252)
Ø price 100 days Ø volume 100 days (pcs.)	5.35 USD (2,609,471)
Ø price 250 days Ø volume 250 days (pcs.)	4.03 USD (1,427,118)
YTD High date	8.40 USD (2024/03/27)
YTD Low date	3.86 USD (2024/02/05)
52 Weeks High date	8.40 USD (2024/03/27)
52 Weeks Low date	1.57 USD (2023/10/16)

Arbitrage views

Exchange	Date	Time	Price	Trading volume (mio.)	Number of trades
Nasdaq	2024/07/17	19:10	5.85 USD	4.42	5,338

Company profile

Company Logo

Contact Details

ANNEXON INC.

--

Telefon: -

Fax: -

E-mail: -

Company Profile

-