

## EASTERN BANKSHARES INC.

ISIN: **US27627N1054** WKN: **27627N105**

## Overview

2024/08/23 19:25:35

Price  
16.545 USDDifference  5.18% (0.82)

## General attributes

ISIN	US27627N1054
Symbol	EBC
Exchange	Nasdaq
Currency	USD
Sector	Financial
Security type	Stock
Market cap (m)	3,052 EUR
Benchmark	S&P 500

## Market data

Bid (Bid size)	16.53 USD (300)
Ask (Ask size)	16.54 USD (400)
Open	15.85 USD
High	16.745 USD
Low	15.795 USD
Close (prev. day)	15.73 USD
VWAP	16.449305 USD
Volume (pcs)	436,615
Trading volume	7,183,015.73
Number of trades	7,720
Last size	100

## Futures and Options








Related Futures	-
Related Options	-

5Y



Information about previous performance does not guarantee future performance.  
Source: FactSet

## Recent research

on sector		on market	
Date		Headline	Download
2024/08/23		Akciové trhy - denní zpráva	
2024/08/22		Akciové trhy - denní zpráva	
2024/08/21		Akciové trhy - denní zpráva	
2024/08/20		Akciové trhy - denní zpráva	
2024/08/19		Akciové trhy - denní zpráva	

## Details

2024/08/23 19:25:35

## Price

16.545 USD

Difference ▲ 5.18% (0.82)

## General attributes

ISIN	US27627N1054
Symbol	EBC
Exchange	Nasdaq
Currency	USD
Sector	Financial
Security type	Stock
Market cap (m)	3,052 EUR
Benchmark	S&P 500

## Market data

Bid (Bid size)	16.53 USD (300)
Ask (Ask size)	16.54 USD (400)
Open	15.85 USD
High	16.745 USD
Low	15.795 USD
Close (prev. day)	15.73 USD
VWAP	16.449305 USD
Volume (pcs)	436,615
Trading volume	7,183,015.73
Number of trades	7,720
Last size	100

## Performance and Risk

	6m	1Y	3Y
Perf (%)	+18.36%	+19.89%	-19.50%
Perf (abs.)	+2.44	+2.61	-3.81
Beta	0.85	1.13	0.84
Volatility	30.81	33.90	33.87

5Y



Information about previous performance does not guarantee future performance.  
Source: FactSet

## Price data

Ø price 5 days   Ø volume 5 days (pcs.)	15.684 USD (821,626)
Ø price 30 days   Ø volume 30 days (pcs.)	15.710 USD (1,607,769)
Ø price 100 days   Ø volume 100 days (pcs.)	14.074 USD (1,038,705)
Ø price 250 days   Ø volume 250 days (pcs.)	13.460 USD (970,517)
YTD High   date	17.260 USD (2024/07/26)
YTD Low   date	12.220 USD (2024/04/16)
52 Weeks High   date	17.260 USD (2024/07/26)
52 Weeks Low   date	10.650 USD (2023/11/01)

## Arbitrage views

Exchange	Date	Time	Price	Trading volume (mio.)	Number of trades
Tradegate	2024/08/22	22:02	14.20 EUR	0.00	1
Stuttgart	2024/08/23	08:04	14.10 EUR	0.00	1
Nasdaq	2024/08/23	19:25	16.545 USD	7.18	7,720
Munich	2024/08/23	08:02	14.10 EUR	0.00	1
Frankfurt	2024/08/23	15:29	14.10 EUR	0.00	4

	23						
Duesseldorf	2024/08/ 23	16:31	14.50 EUR	0.00			4

## Company profile

### Company Logo



### Company Profile

-

### Contact Details

EASTERN BANKSHARES

--

----

Telefon: -

Fax: -

E-mail: -