

ALX ONCOLOGY HLDGS INC COM USD0.001

ISIN: **US00166B1052** WKN: **00166B105**

Overview

2024/08/16 22:00:00

Price
2.54 USDDifference  -4.15% (-0.11)

General attributes

ISIN	US00166B1052
Symbol	ALXO
Exchange	Nasdaq
Currency	USD
Sector	-
Security type	Stock
Market cap (m)	127 EUR
Benchmark	S&P 500

Market data

Bid (Bid size)	2.53 USD (400)
Ask (Ask size)	2.62 USD (200)
Open	2.62 USD
High	2.73 USD
Low	2.53 USD
Close (prev. day)	2.65 USD
VWAP	2.59152 USD
Volume (pcs)	837,615
Trading volume	2,172,413.97
Number of trades	6,189
Last size	-

Futures and Options











Related Futures	-
Related Options	-

5Y



Information about previous performance does not guarantee future performance.
Source: FactSet

Recent research

on market			
Date		Headline	Download
2024/08/12		Global Equity Ratings	
2024/07/24		Global Equity Ratings	
2024/07/12		Global Equity Ratings	
2024/07/03		Global Strategy 3Q 2024	
2024/06/21		Global Equity Ratings	

Details

2024/08/16 22:00:00

Price
2.54 USDDifference ▼ -4.15% (-0.11)

General attributes

ISIN	US00166B1052
Symbol	ALXO
Exchange	Nasdaq
Currency	USD
Sector	-
Security type	Stock
Market cap (m)	127 EUR
Benchmark	S&P 500

Market data

Bid (Bid size)	2.53 USD (400)
Ask (Ask size)	2.62 USD (200)
Open	2.62 USD
High	2.73 USD
Low	2.53 USD
Close (prev. day)	2.65 USD
VWAP	2.59152 USD
Volume (pcs)	837,615
Trading volume	2,172,413.97
Number of trades	6,189
Last size	-

Performance and Risk

	6m	1Y	3Y
Perf (%)	-84.22%	-45.47%	-96.02%
Perf (abs.)	-14.14	-2.21	-64.01
Beta	1.98	1.75	1.63
Volatility	119.66	118.67	95.80

5Y



Information about previous performance does not guarantee future performance.
Source: FactSet

Price data

Ø price 5 days Ø volume 5 days (pcs.)	2.60 USD (1,418,797)
Ø price 30 days Ø volume 30 days (pcs.)	5.09 USD (1,813,504)
Ø price 100 days Ø volume 100 days (pcs.)	9.90 USD (1,079,514)
Ø price 250 days Ø volume 250 days (pcs.)	10.17 USD (905,614)
YTD High date	17.83 USD (2024/05/07)
YTD Low date	2.42 USD (2024/08/12)
52 Weeks High date	17.83 USD (2024/05/07)
52 Weeks Low date	2.42 USD (2024/08/12)

Arbitrage views

Exchange	Date	Time	Price	Trading volume (mio.)	Number of trades
Nasdaq	2024/08/16	22:00	2.54 USD	2.17	6,189

Company profile

Company Logo

Contact Details

ALX ONCOLOGY HOLDINGS INC.

--

Telefon: -

Fax: -

E-mail: -

Company Profile

-