

HINO MOTORS LTD.

ISIN: JP3792600003 WKN: 7205

Overview

2024/09/12 21:05:02

Price
2.54 EURDifference  -1.55% (-0.04)

General attributes

ISIN	JP3792600003
Symbol	7205
Exchange	Berlin
Currency	EUR
Sector	Automotive
Security type	Stock
Market cap (m)	1,459 EUR
Benchmark	NIKKEI 225

Market data

Bid (Bid size)	-
Ask (Ask size)	-
Open	2.54 EUR
High	2.54 EUR
Low	2.52 EUR
Close (prev. day)	2.58 EUR
VWAP	-
Volume (pcs)	0
Trading volume	0.00
Number of trades	8
Last size	0

Futures and Options











Related Futures	-
Related Options	-

5Y



Information about previous performance does not guarantee future performance.
Source: FactSet

Recent research

on sector		on market	
Date		Headline	Download
2024/09/11		Global Equity Ratings	
2024/09/09		GEVORKYAN Podniková analýza	
2024/09/05		Global Equity Ratings	
2024/08/12		Global Equity Ratings	
2024/07/24		Global Equity Ratings	

Details

2024/09/12 21:05:02

Price

2.54 EUR

Difference ▼ -1.55% (-0.04)

General attributes

ISIN	JP3792600003
Symbol	7205
Exchange	Berlin
Currency	EUR
Sector	Automotive
Security type	Stock
Market cap (m)	1,459 EUR
Benchmark	NIKKEI 225

Market data

Bid (Bid size)	-
Ask (Ask size)	-
Open	2.54 EUR
High	2.54 EUR
Low	2.52 EUR
Close (prev. day)	2.58 EUR
VWAP	-
Volume (pcs)	0
Trading volume	0.00
Number of trades	8
Last size	0

Performance and Risk

	6m	1Y	3Y
Perf (%)	-15.33%	-30.22%	-66.17%
Perf (abs.)	-0.46	-1.10	-4.97
Beta	0.66	0.73	0.91
Volatility	36.20	36.44	38.34

5Y



Information about previous performance does not guarantee future performance.
Source: FactSet

Price data

Ø price 5 days Ø volume 5 days (pcs.)	2.60 EUR (0)
Ø price 30 days Ø volume 30 days (pcs.)	2.73 EUR (0)
Ø price 100 days Ø volume 100 days (pcs.)	2.64 EUR (0)
Ø price 250 days Ø volume 250 days (pcs.)	2.91 EUR (0)
YTD High date	3.26 EUR (2024/03/22)
YTD Low date	2.40 EUR (2024/07/10)
52 Weeks High date	3.86 EUR (2023/09/19)
52 Weeks Low date	2.40 EUR (2024/07/10)

Arbitrage views

Exchange ⊕	Date	Time	Price	Trading volume (mio.)	Number of trades
Tradegate	2024/09/12	22:02	2.56 EUR	0.00	1
Tokyo Stock Exchange	2024/09/12	08:00	399.00 JPY	11.24	3,728
Stuttgart	2024/09/12	08:05	2.50 EUR	0.00	3
Munich	2024/09/12	17:25	2.44 EUR	0.00	2
Hanover	2024/09/12	17:25	2.50 EUR	0.00	2

	12					
Frankfurt	2024/09/12	08:26	2.46 EUR	0.00		2
FINRA other OTC Issues	2024/04/10	19:57	3.37 USD	0.00		4
Duesseldorf	2024/09/12	19:31	2.48 EUR	0.00		7
Berlin	2024/09/12	21:05	2.54 EUR	0.00		8

Company profile

Company Logo



Company Profile

-

Contact Details

HINO MOTORS

--

3-1-1, Hinodai, Hino City - 191-8660 Tokyo

Telefon: 042-586-5111

Fax: -

E-mail: -