

ARCIMOTO INC.

ISIN: US0395872098

WKN: 039587209

Overview

2024/05/02 08:23:23

Price
0.354 EURDifference  -2.75% (-0.01)

General attributes

ISIN	US0395872098
Symbol	FUV
Exchange	Frankfurt
Currency	EUR
Sector	Other
Security type	Stock
Market cap (m)	0 EUR
Benchmark	S&P 500

Market data

Bid (Bid size)	-
Ask (Ask size)	-
Open	0.354 EUR
High	0.354 EUR
Low	0.354 EUR
Close (prev. day)	0.364 EUR
VWAP	0.4442 EUR
Volume (pcs)	0
Trading volume	0.00
Number of trades	2
Last size	0

Futures and Options











Related Futures	-
Related Options	-

5Y



Information about previous performance does not guarantee future performance.
Source: FactSet

Recent research

on sector		on market	
Date		Headline	Download
2024/08/12		Global Equity Ratings	
2024/07/24		Global Equity Ratings	
2024/07/12		Global Equity Ratings	
2024/06/21		Global Equity Ratings	
2024/06/14		Global Equity Ratings	

Details

2024/05/02 08:23:23

Price

0.354 EUR

Difference 📉 -2.75% (-0.01)

General attributes

ISIN	US0395872098
Symbol	FUV
Exchange	Frankfurt
Currency	EUR
Sector	Other
Security type	Stock
Market cap (m)	0 EUR
Benchmark	S&P 500

Market data

Bid (Bid size)	-
Ask (Ask size)	-
Open	0.354 EUR
High	0.354 EUR
Low	0.354 EUR
Close (prev. day)	0.364 EUR
VWAP	0.4442 EUR
Volume (pcs)	0
Trading volume	0.00
Number of trades	2
Last size	0

Performance and Risk

	6m	1Y	3Y
Perf (%)	-35.75%	-74.16%	-99.79%
Perf (abs.)	-0.20	-1.02	-169.25
Beta	1.97	2.16	1.10
Volatility	99.46	79.18	116.07

5Y



Information about previous performance does not guarantee future performance.
Source: FactSet

Price data

Ø price 5 days Ø volume 5 days (pcs.)	0.372 EUR (0)
Ø price 30 days Ø volume 30 days (pcs.)	0.408 EUR (0)
Ø price 100 days Ø volume 100 days (pcs.)	0.546 EUR (0)
Ø price 250 days Ø volume 250 days (pcs.)	0.839 EUR (17)
YTD High date	0.764 EUR (2024/01/02)
YTD Low date	0.354 EUR (2024/05/02)
52 Weeks High date	1.645 EUR (2023/06/09)
52 Weeks Low date	0.354 EUR (2024/05/02)

Arbitrage views

Exchange 📍	Date	Time	Price	Trading volume (mio.)	Number of trades
Stuttgart	2024/04/30	21:54	0.3525 EUR	0.00	8
Munich	2024/05/02	09:14	0.364 EUR	0.00	1
London Stock Exchange	2024/03/22	18:09	0.50 USD	0.00	1
Frankfurt	2024/05/02	08:23	0.354 EUR	0.00	2
FINRA other OTC	2024/08/20	20:47	0.0141 USD	0.00	28

Issues	16					
Duesseldorf	2024/05/ 02	09:31	0.329 EUR	0.00		2
Berlin	2024/05/ 02	10:10	0.336 EUR	0.00		3

Company profile

Company Logo



Contact Details

ARCIMOTO INC.

--

Telefon: -

Fax: -

E-mail: -

Company Profile

-

Members of Management Board

Mark Frohnmayer Chairman of Board of Directors

Jesse Eisler Member of Board of Directors

Christopher Dawson Member of Board of Directors

Dan Creed Member of Board of Directors

Joshua Scherer Member of Board of Directors

Nancy Calderone Member of Board of Directors

Terry Becker Member of Board of Directors